




NEWSLETTER OF THE LONG ISLAND MACINTOSH USER GROUP

A not-for-profit, volunteer, member-supported organization



September 2008
www.limac.org



August Meeting *Scott Randell*

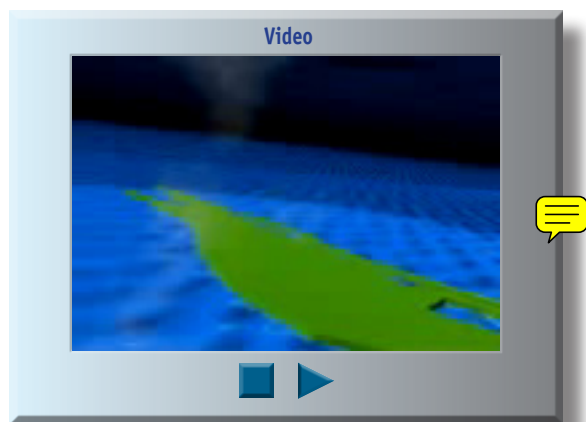


At the August meeting, Victor Susman, LIMac member and Prepress Supervisor for I.L.S. Offset Printing, demonstrated Apple Remote Desktop. He showed the many ways you can use this amazing tool.

Every Mac running Mac OS 10.3.9 comes with *Apple Remote Desktop* client built-in. It must be enabled in your System Preferences – Sharing in order to be controlled remotely. It must be enabled in order to be able to control that Mac remotely. In order to control a Mac or any supported computer (you can control Mac, Windows, Linux, and UNIX systems), you need the Apple Remote Desktop 3 management software. It comes in two versions, a 10 Managed Systems edition: \$299/administrator, and an Unlimited Managed Systems edition: \$499. Apple actually calls it managing, rather than controlling remote computers, but essentially it is the same thing.

Victor first showed a QuickTime movie that demonstrated someone controlling (actually it was of Victor himself) a Mac remotely. He was in Italy control-

August Meeting continued on Page 2



September Meeting *Rick Matteson*



This month Ian Schray, U.S. Marketing Manager for *Softpress Systems Ltd.* will be the speaker for our main presentation.

This month Ian Schray, U.S. Marketing Manager for *Softpress Systems Ltd.* will be the speaker for our main presentation. He will discuss and demonstrate the *Freeway* family of web construction applications.

Softpress says, “Both *Freeway Express* and *Freeway Pro* are easy to use, offer great time-savings and are capable of building highly functional web sites from scratch. *Freeway Express 5.2* has all the features needed for a home or small business site. *Freeway Pro 5.2*, with its extensive range of high-end features, is a must for professional designers who need the power and total flexibility to meet the latest standards.”

Ian adds, “*Freeway* is the tool-of-choice for professionals seeking real commercial advantage, and also for talented web creators needing an application that’s powerful, fully-featured and intuitive. Incorporating dynamic content and database information, advanced graphic handling and text on-the-fly, and the generation of standards-compliant code—*Freeway* is THE indispensable tool for web design.”

So if you’ve ever wanted to design a website but didn’t have the inclination to tackle HTML, the *Freeway 5* apps are something you should try.

Of course our meeting will begin with both Q&A sessions, Bradley’s in the main room and the MacBasics version in the room across the hall. We’ll also hold our monthly raffle, then break out once again for our SIG sessions as we begin our “new year” of exciting, fun and informative LIMac meetings. ↗

LIMac Inc.

P.O. Box 2048
Seaford, NY
11783-0180

President

Bill Medlow
archbill@optonline.net

Vice President

George Canellis
gwc11713@optonline.net

Treasurer

Donald Hennessy
aboutlimac@aol.com

Secretary

Bernie Flicker
twoflick@optonline.net

The LIMac Forum:

Editor/Graphics

Al Zygier
azygier@nyc.rr.com

Board of Directors:

Geoff Broadhurst
George Canellis
Al Choy
Bradley Dichter
(Technical Director)
Bernie Flicker
Donald Hennessy
Richard Hickerson
Rick Matteson
(Program Coordinator)
Bill Medlow
Scott Randell
Brian Revere
Albert Zygier

LIMac was established in 1984, when the Mac was introduced. Annual dues for membership are \$36. (The first meeting is free.)

For information, contact any of the following:

Membership

Donald Hennessy
aboutlimac@aol.com

Technical Advice

Bradley Dichter
bdichter@optonline.net

Program Coordinator

Rick Matteson
rgmlimac@optonline.net

Photoshop SIG

Brian Revere
brevere@optonline.net

MacBasic SIG

Geoff Broadhurst
gahoof@optonline.net

Multimedia SIG

Al Zygier
azygier@nyc.rr.com

Produced using:

Adobe’s *InDesignCS3*,
PhotoshopCS3,
IllustratorCS3,
Acrobat 8

Fonts are:

ITC’s *Officina Sans*
and *Galliard Pro*
Impact, *Kidprint*

The Forum is published monthly by LIMac. All contents, except where noted, are copyright ©2008 by LIMac. Opinions expressed are the views of the authors and do not necessarily reflect those of LIMac. Contents may be reprinted for non-commercial use, with due acknowledgment to LIMac. The LIMac Forum is an independent publication and has not been authorized, sponsored or otherwise approved by Apple Computer, Inc.



General meeting time schedule:

Meetings are held at The New York Institute of Technology, Building 300 (Anna Rubin Hall), Old Westbury, Long Island.

Meetings start promptly at 7:00 P.M.

Bradley Q&A: 7:00 – 7:30 P.M.

MacBasics Q&A: 7:00 – 7:30 P.M.

The MacBasics SIG begins its 2008-2009 season with an extended Q&A session and a planning discussion for our future meetings.

Featured Presentation: 7:30 – 8:20 P.M.

followed by announcements and raffle drawings.

SIG Meetings: (Special Interest Groups)

DTP/Photoshop SIG: 8:30 – 10:00 P.M.

Reunion 9 SIG: 8:30 – 10:00 P.M.



▶ In bad weather, call (516) 686-7789.

▶ The next LIMac board meeting will be at the Plainedge Library, (516) 735-4133, on Wednesday, September 17th, at 8 P.M.



Bradley's Tech Session



Bradley Dichter
Technical Advisor
bdichter@optonline.net

▶ **My daughter just got a MacBook Pro yesterday, an upgrade from a old PowerBook running Tiger. Can she use the Migration Assistant to copy virtually everything from the old PowerBook or not?**

■ Yes (as long as the PowerBook was running some version of Mac OS X 10.1 or newer and the old PowerBook wasn't so old it lacks a FireWire port and) of course you will need a 6-pin to 6-pin FireWire cable to do so, which is the normal style used to connect external hard drives, not the 6-pin to 4-pin style used for digital camcorders. If you don't have one, they are sold at the Apple Store and at MicroCenter.



You have two types of issues with this transition, the upgrade to Leopard and the switch to Intel, both of which will need upgrades for.

Of course I would take a few precautions first with the PowerBook. The Migration Assistant would copy all the login items/Startup Items from the old Mac OS X to the new, but if they are old and would be incompatible with Leopard and the new Intel processor, that would cause the new Mac to lock up just as it tries to start up. You also have to watch out for kernel extensions that are out of date that don't work in Leopard.

A lot of people used *Norton Utilities* which won't work in Leopard, so I would download and run the *Remove-SymantecMacFiles.command* script to get rid of that. And old version of *Application Enhancer* System Preference panel would also cause Leopard to lock up at startup. I would take a screen shot of the list of login items, on the PowerBook and remove any non-Apple items. Then after you migrate, any old applications that are incompatible can be deleted and replaced with new versions that are compatible.

The old Applications (Mac OS 9) and System Folder folders can be deleted as they aren't supported by Leopard nor the Intel processor unless you are going to try *SheepSaver*. You may want to run the *System Profiler*, click on Software-Applications

Bradley's Tech Session continued on Page 3

President's Message



Bill Medlow
President
archbill@optonline.net

As you should know, LIMac is a not-for-profit, all volunteer organization that is run by its Board of Directors. The Board of Directors meets once a month (usually the Wednesday after a general meeting) at the Plainedge Library on Route 107 in Plainedge from 7:45 to 9:45 P.M. This is a meeting that is open to all, although only Board members can vote.

In the upcoming months there will be information, in the Forum, that explains how and why the Board does things, in the hope that we benefit LIMac and its members. The purpose of this will be to encourage others to join the Board or one of its committees. We are always looking for new thoughts or fresh ideas. ▶

August Meeting

August Meeting continued from Page 1

ling his office Mac in the USA. Just a side note, he made this movie using Ambrosia Software's Snapz Pro X (<http://www.AmbrosiaSW.com/utilities/snapzprox/>). He then showed how



you could open files, edit them, save and print. The remote user is controlling all of this, and it is taking place on the computer the user is controlling. Victor also stressed that you might want to use this on a computer that is in the room with you, or even right beside you. Why you ask, well, you can run applications that are not on your computer, but on the other one, without switching computers.

Victor explained it is relatively easy to set up this application unless you are dealing with a network. In that case, you will probably need to get a network specialist from the Apple Store to help you. The system requirements for *Apple Remote Desktop 3* are pretty light. You need only a computer running OS 10.3.9 or above. To take advantage of all the features you will need OS 10.4.x. Anyone who must travel, yet needs to access a home or office computer, will find this application very valuable, if not indispensable. If you need more information, go to Apple's Remote Desktop page: <http://www.apple.com/remotedesktop/>.

Much thanks to Victor for a really great presentation. All in attendance found his presentation very informative and entertaining. ▶

Bradley's Tech Session continued from Page 2

to get a list of all your applications. Open wide the window and look in the last column (Kind) which shows which a PowerPC, which Universal Binary and what are Intel only. It is in your best interest to replace as much of the PowerPC applications with newer versions that are better suited to the Intel processor. Some applications out there come in a PowerPC and a Intel version, not Universal Binary.

A good example is *Adobe Reader* 8.1.2 and the newer 9.0. Even if you had the most recent version by number, you want to download and replace with the Intel native version. In the case of a program like this, the application's icon would be shown with a circle and a slash superimposed to show it can be run on this computer. If you were making do with *Microsoft Office X* under Tiger, that won't work in Leopard. *Office 2004* would work but it's not Universal Binary for Intel.

If you were using *Adobe Photoshop Elements 4*, that will have to go in favor of *Elements 6*, as that is needed for Leopard and preferred for Intel native use. The professional user with *Adobe Creative Suite 2* products can still use the programs with Leopard but only the newer CS3 releases will work at full speed as they are Universal Binary. Leopard comes with a large set of printer drivers, so you may be good to go right away, otherwise you'll have to download and install an updated driver for the new Mac. You may need to order updated disks for your favorite disk utility as the old ones won't have a modern Mac OS on it to boot up the newest Macs, so don't forget to get those. There may be things you have to leave behind that have not been updated for Universal Binary use.

I'm thinking of an example of a similar situation of a client having to forgo the use of a screen saver that has not been updated for the Intel world. In this case, unlike an PowerPC Mac OS X application that can run in Rosetta mode, the Intel based system will ignore any non-universal plug-ins and such. In a similar way, if you now have a Universal Binary *Photoshop CS3* or *Elements 6*, you will also need Universal Binary plug-ins to work well with that. Failing that, you have an option to run the application in Rosetta mode to then match the plug-in. It's a compromise you may try. Some people will make a copy of the application's folder and have one copy native for speed and a second in Rosetta mode for compatibility. That could include a plug-in that allows the use of the File-Import submenu to drive your scanner.

► **I have a new Hewlett Packard LaserJet P2015dn and I like to use a lot of fonts and they print well in *AppleWorks* and *TextEdit*, but do not print well or at all from *InDesign*. These are TrueType as well as Postscript fonts from Adobe and others that I've had for 5-6 years. They do show in Font Book. The printer is setup with a Generic Postscript printer description. I didn't have a problem with the previous GCC printer.**

■ You can have a few problems coincident with the printer change. First I would download and install the latest software from HP for your model printer. I wouldn't trust the software that came on the included CD which may be years old depending on the lifespan of the model. Also Apple released a version 1.1 of their Leopard selection of HP printer drivers two weeks ago which includes the LJ P2015. You may have to delete the print queue and re-add it. Never rely on a generic driver or "Any Printer" in your Page Setup if you want optimum results.



I would use *Font Book*, in your Applications folder. Even if the fonts are missing the outlines or damaged, they will be listed. Highlight all the fonts in the middle Font column and then select Validate Font from the File menu. Make the window wide and select Fit from the size pop-up at the top right and see if the font's look smooth. If they don't you could be missing the printer font for the Postscript fonts.

Ⓙ Helvetica

Ⓙ Helvetica CY

The TrueType fonts of course don't have a separate outline font file. Adobe's software may be more particular and you may need an updated release of the font. On the other hand, Adobe relies on a font cache separate from Apple's font cache, which can get corrupted. You can use the freeware *OnyX*, under Cleaning - Fonts tab to delete the Fonts Cache for Adobe Systems (and then restart the Mac) to see if that's all there is to this problem which seems to be Adobe specific. You didn't mention what version of *InDesign* you have, but if it is out of date and not fully compatible with your version of the Mac OS X, that could be an issue too. It may just need a free update if it is CS3. Not long ago there was a version 5.0.3 updater.

Bradley's Tech Session continued on Page 3

TIP!

from
TidBITS
Mac news for the rest of us

<http://ab.tidbits.com/>

Mac OS X 10.5.4 and Security Update 2008-004 Fix Bugs

by Jeff Carlson

Apple released Mac OS X 10.5.4 today, a bug-fix update that touches on several areas. Recent security updates are included (though the recent ARDAgent vulnerability has not yet been addressed; see "How to Protect Yourself from the New Mac OS X Trojans," 2008-06-25). If you want to take advantage of the security updates without installing the operating system update, you can download Security Update 2008-004 for Intel (128 MB) and PowerPC (80 MB); security updates for Mac OS X 10.5 Server are also available for Intel (165 MB) and PowerPC (127 MB).

Designers will be relieved to discover that a problem with saving and reopening Adobe Creative Suite 3 files located on remote servers has been resolved. A pair of AirPort fixes deal with reliability of 5 GHz networks and poor performance when using Logic Studio or MainStage.

According to Apple's release notes, iCal sees the most improvements, such as resolving problems when deleting events, copying and pasting attendees between events, and reliability of shared meetings. Fixes in Safari center on improving performance and solving problems loading secure Web pages. Apple is still grappling with the way Spaces operates, fixing a problem where the Finder would become the active application when switching to a space instead of the program residing in that space, as well as an issue dealing with assigning applications to spaces in the Spaces preference pane.

This update also includes a number of new security fixes, including major updates to patch recent vulnerabilities discovered in the Ruby programming language. Two fixes close holes that could allow an attacker to

TidBITS continued on Page 4

take over your computer if you were to visit a malicious Web site using Safari. One of those vulnerabilities is exploitable only if you have the Safari preference to "Open 'safe' files after downloading" set - this is a valuable reminder to disable that preference in Safari's General preference pane.

The Mac OS X 10.5.4 update also adds raw format support for more cameras, fixes a problem where X11 may not be completely installed, and improves L2TP VPN client reliability.

The update is available via Software Update or as standalone downloads: [www.http://db.tidbits.com/article/9679](http://db.tidbits.com/article/9679).

MobileMe Repairs Itself for Little Old Me

by Glenn Fleishman

My home MacBook's Address Book is finally, blissfully, in sync with the rest of my data-sphere. As I wrote about in "MobileMe Fails to Launch Well, But Finally Launches," 2008-07-12, my work Mac Pro and my 2G iPhone both seemed to cope with the changeover for MobileMe without a hitch. Once the me.com Web applications started to work, I could see the same data either instantly or within moments at me.com, on the Mac Pro, or on the iPhone.

Not so with my MacBook. I tried everything. Reset the sync. Unregistered all computers with MobileMe and restarted. Deleted files in my Application Support directory. Used Console to read log files. Talked (unofficially) with some folks at Apple. Posted to the Apple forums. Nada. I even imported all my data from the Mac Pro into my MacBook's Address Book just to see if a corrupted record might have been the problem. Nope.

And, then, last night it just started to work. Nothing to see here, move along now. With all my systems synchronized, I am finally starting to appreciate the new push and semi-push (15 minute delay on desktop) efforts that Apple made. I updated some phone number information for my parents, and by the time I checked on my MacBook, the details were updated. I deleted some garbled contacts via me.com, and a few seconds later, they were gone from the iPhone.

Bradley's Tech Session

Bradley's Tech Session continued from Page 3

► **I use Microsoft Office 2004 and they use Office 2003 where I work and I exchange files via a USB Flash drive. If I get a new iMac and Office 2008, is that going to be a problem?**

■ Not a major one. While you should save your work in the new XML formats .docx, .xlsx and .pptx, you can also do a save as... and specify the older format for saving onto the flash drive. I would imagine they will upgrade to the newer generation sooner or later.

► **I have a desktop Power Mac G4 and a Titanium PowerBook G4. Can I clone the system from one to the other.**

■ Physically with FireWire Target Disk mode you can, but the system resources needed by the PowerBook are different than the Power Mac, so some basic things may work, but others will not, it's likely to crash a lot. It needs it's own installation from the retail general purpose Mac OS X installation DVD. Update to the latest releases of Apple's software and then if you want you can migrate the rest (applications, data, mail, preferences) after that.

► **I'd like to clone my computer now running Tiger before I install Leopard. How do I do that?**



■ I would use the \$27.95 *SuperDuper!* 2.5 from Shirt Pocket to clone everything on your internal hard drive to an external FireWire hard drive. It will be bootable in case something goes wrong with the internal drive. Of course the external drive has to be Mac OS Extended (Journaled) and have enough space to hold everything on your internal drive. It's a lot slower but free, but you could instead use *Carbon Copy Cloner* 3.1.1 from Bombich Software.

► **I downloaded some cover art for my iTunes albums with a Apple widget, but many seem low resolution and look pixelated when blown up. How can I get better artwork?**

■ I've used LairWare's \$20 *MPFreaker*, currently at version

Bradley's Tech Session continued on Page 5

User Group News



George Canellis

User Group Ambassador & Vice President
gwc11713@optonline.net

The following is just a small sampling of the vendor offers available to LIMac members. Please visit the LIMac Bulletin Board at <http://www.limac.org/invboard/> for a complete, up-to-date list.


■ With a brand new HD video tutorial published every week, ScreenCastsOnline is a fantastic resource for Mac video tutorials covering Mac OS X, iLife '08, iWork '08, tutorials for switchers, the latest Apple and third party applications and much more.



Sign up as a ScreenCastsOnline Extra! member to get the next 26 weekly shows in HD, plus over 150+ HD tutorials, all available for immediate download via iTunes.

User group members pay \$39.20, compared to the usual price of \$49 using the coupon code. More information: <http://www.screencastsonline.com/extra> Coupon code: mug2008. This offer is valid through August 31, 2008.

■ The CardRaider is the easiest and most affordable way to recover lost photos from your digital camera, memory card or thumb drive. Just one click and watch your photos and movies clips come back like magic. You can find the ones you're looking for and quickly recover them to your computer, or send directly to iPhoto. This exclusive user group price is \$12.97, compared to the normal price of \$19.95, which is 35% off. Make recovery easy: <http://www.ecamm.com/mac/cardraider> Coupon code: USERGROUP2008 This offer is valid through August 31, 2008.



■ CFour is proud to introduce iStudio Publisher, the easy-to-use page layout program. Powerful and intuitive, iStudio Publisher lets you do everything from writing a letter or designing a report to creating a brochure or publishing a magazine. iStudio Publisher puts all the tools you need within easy reach to design great looking documents. This special user group special offers is for \$50 off the regular price of \$99. Use this address and



User Group News continued on Page 5

Bradley's Tech Session

Bradley's Tech Session continued from Page 4

1.7.6 to download cover art and lyrics. It scans your iTunes Music Library, and shows it as a list in its own window. You just select all and have it scan the Internet for the info, basically from the discogs.com database. I also have done searches on wikipedia.org and amazon.com for cover art and release date and track numbers. Usually the cover art there is pretty decent. You can also do a google images search to find cover art. It could take quite a lot of time to find what you want, but just drag and drop from *Safari* into the iTunes Info window when it's showing the Artwork tab.

► **We updated our system but Epson didn't update the driver for it. We put in Windows and installed the scanner driver for the scanner and would rather avoid this option. Is there a web site you can go where you can find newer scanner drivers?**

■ Not exactly, but you can use Hamrick's *VueScan* with a wide range of otherwise abandoned scanners. Their standard version is \$40 and the professional version which can be used to create calibration profiles for your scanner costs \$80. Then there is LaserSoft Imaging's *SilverFast SE* which for \$49 also



supports, in scanner specific applications, a wide range of old scanners. Of course you could buy a new or refurbished scanner for maybe \$69 which is probably far higher resolution than your old scanner and they have a driver for the new Mac. Particularly a good choice due to the likelihood that the bulb in the old scanner is not as good as it once was, perhaps the glass is now foggy or scratched and the real plus that the new software works like the old one you are familiar with. I see a Epson Perfection V100 PHOTO refurb. that is 3200 dpi and scans 35mm slides for just \$59 on Epson's web site. Their latest downloadable driver works with Intel-based Macs running Leopard. It's just not worth it most of the time to get new software for an old scanner. Just toss it and get a newer one. ↵



User Group News

User Group News continued from Page 4

the code for ordering: <http://www.cfour.net> Promotional code: MACWORLD This offer is valid through August 31, 2008.

■ Rhinoskin's anodized aluminum cases are custom fit for MacBook and MacBook Pro. Durable yet lightweight, the sleek design slips easily into a backpack or carry-on. The neoprene lining cushions and prevents scratching, and each case is ventilated on the bottom with rubberized feet to prevent slipping. Add in the removable strap



system with accessory pouch and access to power ports while closed, and Rhinoskin cases are perfect for road warriors. See the full Rhinoskin product line: <http://www.rhinoskin.com> This special user group offer provides a 25% discount and free shipping:
- 13" MSRP \$129.95 - User Group price \$97.46
- 15" MSRP \$139.95 - User Group price \$104.96
- 17" MSRP \$149.95 - User Group price \$112.46
Enjoy the savings with this link: <http://www.mfgdirect.com/static/?s=AD98E2C> This offer is valid through August 31, 2008.

■ A memory upgrade for your brain, iData 3 is a flexible database for storing (and easily retrieving) freeform text, field-based text, images, links and more. It is highly user-configurable, but has well-chosen default settings, making it easy for anyone to begin using right away. iData 3 imports email, bookmarks and more: it lets you design and print envelopes and labels, and even dials the phone.



iData offers members a special user group price of \$49.95, well below the \$69.95 regular price. Purchase iData3 or download a demo: <http://www.idata3.com/id3mug.html> Coupon code: iD3MUG438 This offer is valid through August 31, 2008.

■ Omni Technologies is a US-based Apple Registered Developer and certified memory manufacturer. They offer OptiVal 100% original manufacturer spec certified RAM as well as HyperFormance Multimedia Optimized RAM memory, which runs faster and cooler while outperforming standard RAM. This special pricing program for Apple user group



Parting Words

A few weeks ago I attended an Adobe InDesign seminar. An eye opener if I ever saw one. WOW!

Compared to what I used to do before (dinosaurs still roamed the earth then) when type was manually set then cut into galleys and pasted on boards and if you had to kern a word you had to use an X-acto knife to cut each letter individually and move it closer (try this with 6 point type) these newfangled applications are akin to magic.

I learned a few tricks there at the seminar and I want to apply them to the FORUM.

You'll see some obvious changes like its horizontal now (or landscape, if you like) because our newsletter is mostly read on a monitor that is horizontal. It will show the whole page on a screen without having to scroll. I hope. The type can be a point size bigger too and I've added some color.

The most exiting thing I picked up was that you can incorporate video now. For this test I put in one of our promo videos that was made a few years ago and we'll see how that works out. If it does, perhaps we can make some instructional videos later on, lets see. I'll need some comments from our readers on that as each one has a different computer set-up.

I hope this meets with the members approval and I'll be happy to hear from members with any creative suggestions that they might have to make our User's Group Newsletter the best that it can be.

AL Zygier - Editor
azygier@nyc.rr.com

A Call for Action!

All this information that you are reading is done by volunteers, and the few of us can do only so much. We, the editor and the Board of Directors, wish to continue giving the members the best that we can but we too could use some help!

If there is anyone among you who can write and want to contribute any articles pertaining to our group or Apple computers or advise or general stories of your experiences with work done on a Mac. Hobbies, games, you get the picture, please don't hesitate and let us know. Think of it, as Andy Wahrhol once said, this is an opportunity to get that 15 minutes of fame.

With your help we can say a lot more. Help us out.... Volunteer!

Editor



How to better visually enjoy the Forum: Your Editor prefers you to use [Adobe Reader 9](#) as long as your Mac meets the requirement of Mac OS 10.4.11. PostView 1.6.3 works from Mac OS 10.2 all the way up to 10.5 for PowerPC and Intel based Macs. As far as the video are concerned, you can either click on the buttons or the video itself. Have fun!

**For a Year's membership
Send your \$36 check to:**

LI Macintosh Users Group,
P.O. Box 2048
Seaford, NY 11783-0180



User Group News

User Group News continued from Page 5

members affords the lowest in industry volume pricing to the end-user for all Apple-related memory on the Omni Technologies website. Choose your memory today: <http://www.omnitechologies.biz/cgi-bin/store/cp-app.cgi?&mp=AG&pg=cat&ref=A57> This offer is valid through August 31, 2008.

■ Eltima Software is a global software development company, specializing in Flash software development for Mac users. All flashers will see the true value of Flash Decompiler Trillix for Mac, Flash Optimizer for Mac and SWF & FLV Player for Mac. With these products, managing Flash files is easy: decompile, compress or just play them back! Regular prices for Eltima's Flash software range from \$19.95-\$99.95. Using the coupon code gives user group members 20% off. <http://mac.eltima.com/> Coupon code: AL-D-MUGPS



■ Join the Peachpit Club. You can save 25% on all Peachpit books by becoming a Peachpit Club Member. Membership is free and easy. All you have to do is answer a few questions in Peachpit's online survey, which you can access from any book page. After you fill out the survey, you'll save 25% on top of the user group savings you receive by entering the coupon code at checkout. (You cannot use this discount in conjunction with any other coupon codes.) Coupon Code: UE-23AA-PEUF (case-sensitive) <http://www.peachpit.com>

■ Freeway gives you all the legendary ease-of-use and features that launched the desktop publishing revolution. You can quickly and effortlessly lay out your website, embed images and content, then publish your work as standards-compliant HTML. Upload to your server, .Mac or to a folder. You supply the creativity, Freeway handles the code. User Group members can buy Freeway Pro, regularly \$249 for \$186.75, and Freeway Express for \$59.25, a 25% discount. Build your website now. <http://www.softpress.com/> store Promo code: AmUG50825iSreLI

■ Prosoft is dedicated to creating professional quality software designed to be easily used by both novice and expert users. Prosoft adopts the role of being data advocates, fighting to preserve data and prevent data loss. Prosoft offers a 25%

discount to all MUGs using the special MUG discount code. Their products include: Drive Genius - Maintain, Manage and Optimize Your Hard Drive; Picture Rescue - Digital Picture Recovery; Data Backup - Backup Made Easy; Data Rescue - Emergency File Recovery; and TuneTech for iPod® - Maintain, Manage and Optimize your iPod. <http://www.prosofteng.com>

■ O'Reilly Publishing is offering new and better discounts. User group members can get a discount of 35% off all books and PDFs from O'Reilly, No Starch, Paraglyph, PC Publishing, Pragmatic Bookshelf, SitePoint or Syngress books that are purchased directly from O'Reilly by phone or online. Add in free shipping for orders over \$29.95 and the offer gets even better. Order from the O'Reilly Store online <http://www.oreilly.com/store/> or by phone at 1-800-998-9938. Online Code: DSUG

■ Adam and Tonya Engst of TidBITS are continuing their sixteen years of supporting user groups with a special 10% discount for all orders in their new Take Control electronic book series. Take Control ebooks provide highly practical, tightly focused, inexpensive help from leading Macintosh authors. Titles are delivered in PDF layout with active links, and are optimized for viewing and printing. The user group code to take advantage of this generous offer is CPN31208MUG. <http://www.takecontrolbooks.com>

■ Do you own or work in a Mac-based small business that has grown out of its computerized checkbook? Have you grown tired of creating invoices using InDesign or Word? If you think you are ready to move beyond your shoebox, MYOB has the right tool for you at a great MUG discount. MYOB, Inc., the leader in Mac small business management, has just released MYOB FirstEdge, a new Mac only product that will help you run your business quickly and easily. MUG members get \$25 off the regular price of \$99 on First Edge or \$100 off AccountEdge. <http://www.myob.com/us/>

