

The Forum is published monthly by LIMac. All contents, except where noted, are copyright © 2010 by LIMac. Opinions expressed are the views of the authors and do not necessarily reflect those of LIMac. Contents may be reprinted for non-commercial use, with due acknowledgment to LIMac. The LIMac Forum is an independent publication and has not been authorized, sponsored or otherwise approved by Apple, Inc.

The LIMac



November 2010
www.limac.org

LIMac Inc.
P.O. Box 2048
Seaford, NY, 11783-0180

President
Bill Medlow
archbill@optonline.net

Vice President
George Canellis
gwc11713@optonline.net

Treasurer
Donald Hennessy
aboutlimac@aol.com

Secretary
Bernie Flicker
twoflick@optonline.net

**The LIMac Forum:
Editor/Graphics**
Al Zygier
azygier@nyc.rr.com

Proofreader
Bradley Dichter

Board of Directors:
Geoff Broadhurst
George Canellis
Al Choy
Bradley Dichter
(Technical Director)
Bernie Flicker
Donald Hennessy
Richard Hickerson
Rick Matteson
(Program Coordinator)
Bill Medlow
Scott Randell
Brian Revere

LIMac was established in 1984, when the Mac was introduced.

Annual dues for membership are \$36.
(The first meeting is free.)
For information, contact any of the following:

Membership
Donald Hennessy
aboutlimac@aol.com

Technical Adviser & LIMac Webmaster
Bradley Dichter
bdichter@optonline.net

Program Coordinator
Rick Matteson
rgmlimac@optonline.net

Photoshop SIG
Brian Revere
brevere@optonline.net

MacBasics SIG
Geoff Broadhurst
gahoof@optonline.net

Multimedia SIG
Al Zygier
azygier@nyc.rr.com

Produced using:
Adobe's InDesign CS3,
Photoshop CS3, Illustrator CS3,
Acrobat 8

Fonts are:
ITC's Officina Sans
and Galliard Pro, Impact,
Kidprint

October Meeting *Scott Randell*

This month's presentation was quite different than what we are used to. Ken Vanemon of Sapphire Marketing, Introduced us to Crestron, a home and business automation system. "What does this have to do with the Mac? (or iOS units?)" you say, well I thought the same. It seems that they have expanded their systems to work in conjunction with the iPhone, iPod Touch, and iPad. Ken showed a 5 minute video and then proceeded to do a long Q & A about the products.

He showed the iOS app which is free download. He then passed around two iPads that allowed us to examine the app first hand. With Crestron hardware installed, you can use your iOS device to remotely control your lights, entertainment system, air conditioner etc. There



were many inquiries as to what would be needed in order to install this system. As Ken explained, it needs a central control box of which there are several to choose from depending on your needs. In addition, your lights and devices have to be modified so that they can be controlled by the remote system. Once these are in place you can use your iOS app as a control panel. Below are several views of what the control panel looks like on an iPad.



October Meeting continued on Page 3

November Meeting *Bradley Dichter*



Bradley Dichter will be continuing his Mac IOI series, with E-mail, featuring Apple's Mail.app from Mac OS X 10.6 Snow Leopard. First, the basics of terminology and how e-mail is transported. Then we will get more familiar with the features of the mail viewer window and it's controls. Mail is useful for more than exchanging messages and attachments. You can follow RSS news from Apple and leave yourself notes that will sync with your iPhone. We will discover the mysterious columns and how to edit them. We will learn the proper account settings to avoid overloading the mail server which would prevent us from getting any new mail. We will understand the need to populate and trim the address book and the list of previous recipients. Bradley will show you how to make a fancy signature and use Stationary. We will cover attachments, keeping in mind size limits. There are a couple of easy ways to send photos from iPhoto. We will explore various text searches and filters. We will cover a little netiquette and edit forwarded e-mail. You can send the contents of a web page and edit out the extraneous elements. Bradley will show us how to send a hyperlink to a long URL that will still work. We will learn a few tricks to detect a scam e-mail. Hopefully we will learn some undiscovered and useful things about Mail which will make our daily lives better.



Bradley's Tech Session



Bradley Dichter
Technical Advisor
bdichter@optonline.net

► I have a MacBook Pro backing up, wirelessly, to a Time Capsule. What happens if I close the lid and put the Mac to sleep, interrupting a *Time Machine* backup? Does it pick up from where it left off or does it have to start all over again?

■ I could say, "Both." It won't backup again anything that it already backed up if it hasn't changed yet again, but when the next appointed time for the hourly backup comes around again, it will once again check to see what is newer that what has been backed up and back up that stuff. The fact that you backup to a Time Capsule has nothing to do with it, compared to a directly connected hard drive. While *Time Machine* will use a sparse bundle as the backup target, when using the Time Capsule, it doesn't change the backup strategy in recognizing what needs to be backed up. By the way, you can right-click the *Time Machine* icon in the Dock to start a backup now. Generally *Time Machine* will resume a backup automatically when the Mac wakes from sleep. If *Time Machine* is interrupted, especially when it's in the Preparing stage, it could lose track of what has been backed up and the next Preparing stage could take an extra long time as it has to take an inventory of the backup data store. Your Mac will be sluggish during this Preparing stage.

► Why would one buy a Apple Time Capsule instead of some other backup

drive? I have a 27 inch new iMac.

■ The Time Capsule combines a Apple Airport Extreme base station (which itself combines the functions of a cable/DSL router, a 3 port gigabit switch, a 802.11n WiFi access point and a USB print and file server) and an enterprise class hard drive. Apple calls it "server grade." You can use the shared resource of the hard drive for **simultaneous** backing up **multiple** Macintoshes with Apple's *Time Machine* software, included with *Mac OS X 10.5* and later. Besides that advantage, mobile MacBooks and MacBook Pros can backup **wirelessly**, which is a big plus, as you don't want to have to carry around a mobile hard drive so that the Mac can backup every hour. For desktop Macs, I would instead suggest a FireWire connected hard drive for *Time Machine*. This is usually much cheaper and faster for backup and restore purposes only. If you went even cheaper with a USB connected drive, that would be slower than FireWire and because the CPU has to handle every block of data transfer over USB, it will interrupt your use of the Mac more than a FireWire asynchronous copy would. Backing up wirelessly is the slowest, followed by a wired network connection, then the direct USB, then FireWire 400 then FireWire 800. As for other workgroup backup alternatives, I've set up *Mac OS X Server* which includes *Time Machine Server* function that lets client Macs backup to a designated server sharepoint, usually a different one from the usual file sharepoint. There are 3rd

Bradley's Tech Session continued on Page 3

President's Message



Bill Medlow
President
archbill@optonline.net

At our October General Meeting, I invited our regular members to come down to our next Board Meeting to participate and share their thoughts on anything relating to LIMac (short of voting, a regular member can participate in all discussions). We are always looking for new ideas, new ways of helping members and seizing every opportunity to provide meaningful meetings that meet everyone's expectations; and at the October Board Meeting we were pleased to have David Ross join us.

David participated in discussions and offered some insight on various topics. David suggested that we offer our members an opportunity to tell others a little about themselves, how they learned about LIMac, why they joined, how they use the Mac, how it has affected their lives, how LIMac has affected their lives and possibly how they have helped others. Hopefully this will become a regular feature in the FORUM. This should be interesting for our members and of special interest to the Board. We hope to see David join us in future Board Meetings as this is how our organization will grow.

You can affect the direction of our organization through participation and sharing your thoughts. We hope to see you at our next Board Meeting which is at 7:30PM at the Plainedge Library (on Route 107, just south of Route 135) every Wednesday following our regular monthly meeting. For additional information, please visit our web site: <http://www.limac.org/BoardMeet.html>

Bill

party options for cheap Network Attached Storage (NAS) drives like the Western Digital My Book Live with the 10/6/10 firmware update. At \$250 for a 2TB model, it's admittedly a lot cheaper than the \$499 Time Capsule. There is also the LaCie d2 Network 2 for \$265. They don't use enterprise class drives in there and are fanless, so they aren't designed to be running 24/7. So I would avoid them if you value your data. You might consider the \$130 MacAlly NSA2-S350NAS enclosure and add a one or two Hitachi Ultrastar enterprise class SATA drives. The enclosure supports hardware mirror for extra safety (or striping for speed) and a fan to keep the drive(s) cool. A 2 TB 4th-gen Ultrastar A7K2000 is \$298. As these NAS boxes have Ethernet ports, you cannot use them if your wireless router is the Apple Airport Express which lacks any wired LAN connections.

► I've been hearing about USB 3.0 and how it should be much faster than even FireWire 800. What can we expect when Apple supports it?

■ USB 3.0 is also known as SuperSpeed USB and you have to watch out for misleading numbers being passed around that sounds impressive but have little to do with real world results. Regular USB 2.0 on modern Macs is rated at 480 megabits per second and FireWire 800 is rated at 800 Mbps. The new USB 3.0 is rated at 5000 Mbps or 5 Gbps which is even faster than the 3 Gbps of SATA 2 like internal hard drives use or eSATA connected external drives. So the deal is presently, a company called CalDigit sells a external hard drive with USB 3 and FW800 and they also sell

a PCIe card for the Mac Pro and they have a Mac OS X 10.6 driver for the card. The top speed the card offers only works (at USB 3 speeds) with their external drive. The Web site tested the combination to see if the hype of USB 3.0 is real. They managed 149 MB/sec sustained write speed for 4GB files which is damn good for a single 7200 rpm hard drive, considering the same drive connected via FireWire 800 only managed 85 MB/sec for 1 GB sample files. Any hard system will be slower with small files. It's not cheap at \$358 for a 2TB AV drive and card. I see for comparison a FireWire RAID box from OWC that gets 100MB/sec via FireWire 800, but at \$229.99 it's cheaper. If you just get a \$19 eSATA adapter for that Mac Pro, then the RAID box can do more like 210 MB/sec which puts the USB 3 system to shame for less money. The \$19 eSATA extension gives you two eSATA ports. You could use this RAID box with a new 27" iMac with OWC's eSATA connector installed and get this 210 MB/sec rate on a iMac, not just a super expensive Mac Pro. Bonus with the RAID and eSATA option, is you could go with a larger RAID and get 8 GB at 210 MB/sec. And you don't have to rely on just one vendor. \$30 gets you 1 eSATA port on the 17" MacBook Pro like we have. And the eSATA for Mac options don't require any software at all. By the way, for the well heeled speed freak, the ATTO ExpressSAS R608 6Gbps PCI RAID card connected to eight OWC Mercury Extreme Pro RE SSDs managed 1503 MB/sec sustained read speeds. That's faster than a pair of 6 Gbps mini-SAS connections should be able to support (1200 MB/sec). These



Lastly, many members asked about the cost of implementing this in the average home. Ken could not actually give a precise answer to this, because he does not actually sell the product. All Crestron products are sold and installed through third party vendors. He did however, give us enough information to estimate that the minimum cost would be several thousand dollars. Although most members would not actually incur





that expense, there was a lot of curiosity as evidenced by the many questions our members asked. Many thanks for Ken for an interesting presentation. Writers note: If you have any interest in trying to do this via Do It Yourself, click the link below and read the article on the Mac|Life website. ↗

[How to Use Your Mac and Your iPhone to Completely Automate Your Home Mac|Life](#)

are benchmark tested numbers, not theoretical numbers. Besides the one and currently only USB 3.0 hard drive, I doubt we will see any scanners or printers going faster with a USB 3.0 interface, as they are limited by their physical mechanisms. An external SSD drive connected via USB 3.0 should be pretty good. Maybe eventually we will see iPads and iPhones connected via USB 3.0 for faster syncing, but I think

the user experience would be better served by syncing via Airport. ↗





User Group Offers



George Canellis
User Group Ambassador &
Vice President

iMedia Converter for Mac is an all-in-one converter that supports DVD ripping and video conversion. It lets you rip DVDs and convert videos directly for use with iPad, iPod, iPhone 4, Apple TV, or other devices. Easily convert DVDs and videos to almost any format of your choice, including WMV, AVI, MP4, MOV, FLV, and more. Fully support camcorder video files like AVCHD (MTS/M2TS) and JVC (MOD/TOD). The usual retail price is \$49, and the Apple User Group price is \$30, a 38% discount. Discount purchase link:

[Redacted] This offer is valid through November 15, 2010.

“iPhone 4 Made Simple” is the go-to guide for the latest and greatest version of the iPhone. This comprehensive book includes over 1,000 screen visuals and clear-cut instructions that illustrate both basic and advanced features of the iPhone 4, from email and calendar tips to navigating the App Store and understanding Bluetooth and Wi-Fi networks. It helps readers take advantage of all the features, apps, and secret techniques available with the new iPhone 4. The PDF version of *iPhone 4 Made Simple*, which normally retails for \$20.99, is now available for download exclusively for user group members for only \$10.49. Get your ebook ver-

sion today at: [Redacted] Checkout code: [Redacted] This offer is valid through November 30, 2010.

Ezcapex LLC designs, manufactures, and distributes products to protect iPhones and iPads. Since 2009, our factory has been a leading supplier for companies including Disney, Ed Hardy, and Paul Frank. Learn more about our products at www.ezcapex.com. User group members are eligible to purchase the iPhone 3G/3GS cases for \$9.99. Each iPhone case, normally priced at \$19.99, includes a FREE Screen Protector. Purchase online at: http://www.amazon.com/s/ref=bl_sr_electronics?ie=UTF8&search-alias=electronics&field-brand-textbin=Ezcapex%20LLC Exclusive coupon code: [Redacted] This offer is valid through December 24, 2010.

Taking notes has never been easier. The award-winning *TopXNotes* keeps your thoughts organized like no other program, and now you can take your notes with you on your iPhone, iPod, iPod Touch, or iPad (iPhone app available separately from iTunes App Store). *TopXNotes* is the only note program for Mac OS that syncs notes with your iPhone/iPod Touch and iPod Classic. Learn more at www.tropic4.com. This Apple special offer is for \$31.96, which is 20% off the regular low price of \$39.95. Sync your notes now: <http://store.tropic4.com/Item.html?ID=20429> Discount code: [Redacted] This offer is valid through December 31, 2010.

User Group Offers continued on Page 5

Wiley Publishing has 29 Apple product books on special offer, ranging from “*Beginning iPhone SDK with Objective-C*” to “*Teach Yourself VISUALLY Macs*” with retail prices ranging from \$12.99 to \$39.99. All titles can be viewed by going to [REDACTED]

[REDACTED] Apple user group members get 40% off when buying 5 titles together. Orders can be placed by contacting Jeff Parker at jparker@wiley.com, telling him you’re a member of LIMac. Discount code: [REDACTED] This offer is valid through December 31, 2010.

EDGE Tech Corp is a leading supplier of computer memory upgrades, portable computing products, storage devices, and other experience-enhancing technology solutions. Learn more about their products at <http://www.edgetechcorp.com>. LIMac members receive 15% off all Apple memory upgrades, portable hard drives, flash drives and more at EDGE Tech Corp. Apple Memory Upgrades: <http://www.edgetechcorp.com/memory/apple-memory.asp> Portable Hard Drives: <http://www.edgetechcorp.com/storage/portable-hard-drives.asp> Flash Drives: <http://www.edgetechcorp.com/usb-flash-drives/> Exclusive coupon code: [REDACTED] This offer is valid through December 31, 2010.

Home Inventory, a Macworld GemFest 2010 pick, is designed to help easily create and maintain an up-to-date inventory of the items and collections in any home. Knowing what you own,

how much it’s worth and being able to offer proof of possession is crucial when filing an insurance or police report. Home Inventory keeps track of this information and also serves as a record keeper for important information such as warranties, repair histories, and digital copies of owner’s manuals for your items. Regularly priced at \$34.95, this user group special price is \$26.22. Free trial version also available. Buy now at: <http://binaryformations.com/> Coupon code: [REDACTED] This offer is valid through December 31, 2010.

These made-for-Mac products allow you to decompile Flash, extract SWF elements from Flash movies, compress SWF files without quality loss, playback your favorite media files, sync your Mac with numerous devices, manage your downloads, and recover PDF passwords – all of that you can do with the help of Eltima software solutions for Mac. Flash Decompiler Trillix <http://mac.eltima.com/swftofla-converter.html> Flash Optimizer <http://mac.eltima.com/swf-compressor.html> Elmedia Player <http://mac.eltima.com/media-player.html> Syncmate (powerful sync tool) <http://mac.eltima.com/sync-mac.html> Folx Downloader <http://mac.eltima.com/download-manager.html> Recover PDF Password <http://mac.eltima.com/pdf-password-recovery.html> Flash’in’App <http://mac.eltima.com/cocoa-framework.html> These Mac products usually range from \$19.95 - \$399.95, and with special user group pricing will be reduced to a range of \$15.96 - \$319.96 Try before

you buy versions are also available for downloading. To buy any software title, click on the URL above, and use the Coupon Code: [REDACTED] This offer is valid through December 31, 2010.

Mach 3 Composites is introducing their new Carbon Fiber case for your MacBook. It features a new hard shell, light-weight, low profile, checkpoint friendly case. These cases are hand-made and designed to help protect your Apple laptop. All case exteriors have a high gloss finish with 100% carbon fiber, interiors are padded, and covered with a high-quality soft liner. They come in four sizes to best fit your needs. Retail prices range from \$151.99 to \$199.99, depending on your laptop size, but Apple user group discounted prices range from \$110.00 to \$146.00. Shipping will begin in early April. Give your MacBook piece of mind: www.mach3composites.com Discount code: [REDACTED] This offer is valid through December 30, 2010.

Let MacVideoTraining.com help you learn how to use your Mac with their expert video tutorials that show you the how-to’s of using Mac OS X Snow Leopard. Included are over 4.5 hours of training videos that cover everything from PC to Mac migration, a complete Mac OS X Basics section, and a guide to all of the common applications found on a Mac. A must-have for every new Mac user! For more information: <http://www.macvideotraining.com> This Apple user group member offer for Quick Start Your Mac is \$50.00, a great savings from the

usual retail price of \$74.95. Download the PDF order form from [REDACTED] then send the completed order to sales@macvideotraining.com, or fax it to 888-615-9510. This offer is valid through April 30, 2011.

Freeway gives you all the legendary ease-of-use and features that launched the desktop publishing revolution. You can quickly and effortlessly lay out your website, embed images and content, then publish your work as standards-compliant HTML. Upload to your server, MobileMe or to a folder. You supply the creativity, Freeway handles the code. LIMac members can buy Freeway Pro, regularly \$249 for \$186.75, and Freeway Express for \$59.25, a 25% discount. Build your website now. <http://www.softpress.com/store> Promo code: [REDACTED]

PowerMax.com, the engine behind The Apple MUG Store, is pleased to announce a new process for Apple user group members. Instead of going to the Apple MUG Store website to view a limited selection of items, members can now go directly to the PowerMax website to peruse and purchase almost 50,000 products. By identifying the user group you belong to (either on an online order or over the phone), PowerMax will continue to accumulate points for LIMac to use. In addition to great deals, free UPS shipping is offered on any order over \$50. Be sure to take advantage of this win/win deal: <http://PowerMax.com>

User Group Offers continued on Page 6

RadTech manufactures and distributes an array of best-in-class accessory solutions for Apple computers, iPhone, iPod and Cinema Displays, all designed to keep you connected and protected in style. Experience the RadTech difference through their unique product line and legendary customer support. LIMac members get 20% off all products. Start saving now: <http://www.radtech.us> Discount Code: [REDACTED]

Join the Peachpit Club. You can save 25% on all Peachpit books by becoming a Peachpit Club Member. Membership is free and easy. All you have to do is answer a few questions in Peachpit's online survey, which you can access from any book page. After you fill out the survey, you'll save 25% on top of the user group savings you receive by entering the coupon code at checkout. (You cannot use this discount in conjunction with any other coupon codes.) Coupon Code: [REDACTED] (case-sensitive) <http://www.peachpit.com>

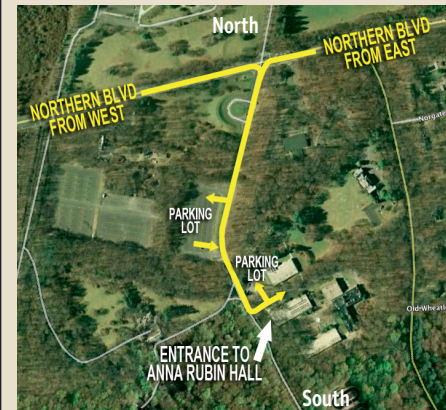
O'Reilly Publishing is offering new and better discounts. LIMac members can get a discount of 35% off all books and PDFs from O'Reilly, No Starch, Paraglyph, PC Publishing, Pragmatic Bookshelf, SitePoint or Syngress books that are purchased directly from O'Reilly by phone or online. Add in free shipping for orders over \$29.95 and the offer gets even better. Order from the O'Reilly Store online <http://www.oreilly.com/store/> or by phone at 1-800-998-9938. Online Code: [REDACTED]

Adam and Tonya Engst of TidBITS are continuing their sixteen years of supporting user groups with a special 10% discount for all orders in their new *Take Control* electronic book series. *Take Control* ebooks provide highly practical, tightly focused, inexpensive help from leading Macintosh authors. Titles are delivered in PDF layout with active links, and are optimized for viewing and printing. The user group code to take advantage of this generous offer is [REDACTED] <http://www.takecontrolbooks.com>

Do you own or work in a Mac-based small business that has grown out of it's computerized checkbook? Have you grown tired of creating invoices using *InDesign* or *Word*? If you think you are ready to move beyond your shoebox, MYOB has the right tool for you at a great MUG discount. MYOB, Inc., the leader in Mac small business management, has just released *MYOB FirstEdge*, a new Mac only product that will help you run your business quickly and easily. MUG members get \$25 off the regular price of \$99 on First Edge or \$100 off AccountEdge. <http://www.accountedge.com/>

SPECIAL NOTICE

This edition is made for viewing on your computer screen. If you want to print this version I have now compensated for some printers that don't print too close to the edge, if however, you wish a more printer friendly edition without all the colors just email me at azygier@nyc.rr.com and I'll be happy to send you one. (Al Zygier)



General meeting time schedule:

Meetings are held at
The New York Institute of Technology,
Building 300 (Anna Rubin Hall),
Old Westbury, Long Island.
For more detailed information about this location go to limac.org

Meetings start promptly at 7:00 P.M.

Bradley's Q&A: 7:00 – 7:30 P.M.

MacBasics Q&A: 7:00 – 7:30 P.M.

Beginner Q&A meetings

Photoshop SIG: After general meeting

Photoshop Elements 9 Layers

Featured Presentation: 7:30 – 8:20 P.M.

followed by announcements and raffle drawings.

Mac Basics

For the November general meeting, the Mac Basics SIG will get into examining a basic word processing program that comes with every Mac: TextEdit. How is this program accessed, and how can it be useful to users? Also covered will be the character pallet and keyboard viewer; handy tools for users. If time allows, the topic of fonts will be discussed. How are font choices made; how can other fonts be added into the Mac; where can one get new fonts?

► In bad weather, call (516) 686-7789.

► The next LIMac board meeting will be at the Plainedge Library, (516) 735-4133, on Wednesday, November 17 at 7:45 P.M. For more detailed information about this location go to limac.org

Renewal

Membership renewal for 2011 takes place from October onwards. A bonus discount was passed by the Board of Directors a few years ago: Bring in a new dues-paying member and get a \$12 discount off your membership renewal. Bring in three new members and your renewal is free!

Bringing in a new member also includes getting a past member back into the group.

Make your \$36 check out to LIMac and bring it to the next meeting, or mail to LIMac, Post Office Box 2048, Seaford NY 11783-0180

How to better visually enjoy the Forum: Your Editor prefers you to use *Adobe Reader 9* as long as your Mac meets the requirement of Mac OS 10.4.11 or newer. PostView 1.8 (\$22) works from Mac OS 10.2 all the way up to 10.5 for PowerPC and Intel based Macs.

For a Year's membership
Send your \$36 check to:



Sore Eyes *Helen and Sheldon Gross*



Helen and Sheldon Gross

shel9@bellatlantic.net

Note: Sore Eyes site referrals are for your information only. Neither the Grosses nor LIMac endorse any of the sites or their products.

Follow Up to "Yes We Bought the New iPad"

We still like the iPad. We don't make nearly as many frantic calls to Apple. At least they're not frantic any more. I usually begin with "I just have one fast question" which of course leads to a few more, but the Apple techs are quite used to this and respond beautifully.

What I found strange was deciding what apps we needed on the iPad. To start with, we needed a calculator. When I realized this, I searched for a calculator. I found many. How to choose? I downloaded one, but like the three bears, the print was too small. Although I could enlarge it, that was another unnecessary step. A second was better, but a third was just right.

We needed a date calendar, to do list etc. If it took only 3 shots to select a calculator, the date calendar was much more complicated. First of all, what was it called? Then which one? We examined more than 7 different ones, before choosing 'the best one'. (Luckily, we're retired. Not many people have the time for such shenanigans.)

We decided to stick with the calendar



that comes with the iPad. We've junked the other. The one that comes with the iPad is easier and syncs with our other Macs.

Then there was another problem. How do we get rid of all the unwanted ones? This involved another call to Apple Care. Actually, this was easier than anticipated. But looking at the desktop was beginning to upset me. It was so disorganized!

Of course, the big issue is printing. At this point we have several printer apps for photos and assorted other items that don't work. These apps quite fill the various screens.

"That is nearing a solution" the techies assured us. As of November 2010, the new operating system will be available. In addition to the printing capability, we expect to see folders and organizational capability. Can't wait.

Meanwhile we have all the various e-book readers and are enjoying them to the utmost. So far, we have been able to get e-books for free, and are busy comparing the ease of reading, saving the place, and reading more than one book at a time, with the different readers. More about this topic in the future. We are planning a trip and are now busy deciding what e-books to take, and how the iPad will work overseas. 🐘

A Tale of Our Modern Age *Al Zygier*

A few days ago I get this email below with the picture attachment.

Dear Mr. Zygier
I have recently purchased a paper & plastic model of a Napoleonic Red Lancer mounted figure with an almost illegible signature "A. Zygier 1978"; and wonder if this is attributable to you.
See accompanying photo.
Your reply will be greatly appreciated.
Thank you.
Regards,
Rex



Now, 1978 was 32 years ago if you do your math. I remember I did a lot of small Napoleonic figures at the time but this was a large figure and it took me a while to recall that I actually made this from a Lone Ranger kit and it was about 12-15" high.

WOW! It really blew me away! I couldn't believe it! 32 years ago I sold this figure to

a guy I was freelancing for as a technical illustrator for \$200. I also know he passed away in the mid '80s and I never saw his family after that.

So how did Rex get it? Well it turns out that he purchased it on eBay. They had my name totally wrong (A. ZIGIOT, see below) but Rex looked

The screenshot shows an eBay listing for a "VINTAGE A. ZIGIOT 1978 SOLDIER ON A HORSE FIGURE 15\". The current price is \$49.99, and the listing ends on Sep-22-10 at 15:52:22 PDT. There are links to "Add to watch list" and "See similar items". A yellow "Show Me" button is visible.

closer at my signature on the base and after deciphering it, he looked me up on Google. I guess I was listed as someone who published the Mac User Group newsletter, and it seemed he lucked out as my email was listed there too and, I was the guy who made the Lancer. Go figure. (No pun intended)

It was photographed in 1978 by a professional photographer friend of mine that I lost contact with. So I called another friend that I haven't seen in about 20 years, and she gave me his name, Paul Frankian, who now lives in Boston.

Computers, you got to love 'em! 🐘



Photographer: Paul Frankian 1978