


The Forum is published monthly by LIMac. All contents, except where noted, are copyright © 2012 by LIMac. Opinions expressed are the views of the authors and do not necessarily reflect those of LIMac. Contents may be reprinted for non-commercial use, with due acknowledgment to LIMac. The LIMac Forum is an independent publication and has not been authorized, sponsored or otherwise approved by Apple, Inc.

The LIMac



May 2012
www.limac.org

LIMac Inc.

P.O. Box 2048
Seaford, NY, 11783-0180

President

Bill Medlow
archbill@optonline.net

Vice President

George Canellis
gwc11713@optonline.net

Treasurer

Donald Hennessy
aboutlimac@aol.com

Secretary

Bernie Flicker
twoflick@optonline.net

The LIMac Forum:

Editor/Graphics
Al Zygier
azygier@nyc.rr.com

Proofreader

Bradley Dichter

Board of Directors:

Geoff Broadhurst
George Canellis
Al Choy
Bradley Dichter
(Technical Director)
Bernie Flicker
Donald Hennessy
Richard Hickerson
Rick Matteson
(Program Coordinator)
Bill Medlow
Scott Randell
Brian Revere

LIMac was established in 1984, when the Mac was introduced.

Annual dues for membership are \$36.
(The first meeting is free.)

For information, contact any of the following:

Membership

Donald Hennessy
aboutlimac@aol.com

Technical Adviser & LIMac Webmaster

Bradley Dichter
bdichter@optonline.net

Program Coordinator

Rick Matteson
rgmlimac@optonline.net

Photoshop SIG

Brian Revere
brevere@optonline.net

MacBasics SIG

Geoff Broadhurst
gahoof@optonline.net

Multimedia SIG

Al Zygier
azygier@nyc.rr.com

Produced using:

Adobe's InDesign CS3,
Photoshop CS3, Illustrator CS3,
Acrobat 8

Fonts are:

ITC's Officina Sans
and Galliard Pro, Impact,
Kidprint

April Meeting *David Ross*

April's presentation addressed a topic that should be important to every Mac user, and in fact to every computer user; back up. The first rule of computing is, "backup your data." The second rule is, don't forget rule number one. I don't often like to repeat things that have already been said over and over, but this one bares repeating: "It's not if your hard drive will fail, but when it will fail"

The presentation was broken up into five short segments. Each done by a different presenter relating his backup strategy. Geoff Broadhurst (LIMac board member) was up first. He backs up his data only, onto a large USB flash drive. He pointed out how inexpensive these have become. You can fire up your browser, and check out any online, or brick and mortar retailer to see the prices. After copying his data to the flash drive, he stores it in his safe deposit box. (Many users



feel you should have an off-site backup.) The other part of his strategy, is to back up his entire hard drive onto an external one, using *Time Machine*. He does this at regular intervals.

Next George Canellis (LIMac VP) showed the various external drives you might want to use. He started by showing a high end solution. This was a RAID setup, which can accommodate four drives (which must be installed in matched sets), working as RAID-0 (striped), RAID-1 (mirrored), or a combination of both. You can hot swap one drive for another. When connected to a Mac server this is suitable for backing up multiple computers on a network. George then showed the Newer Technology Voyager drive interface. This allows you to use any SATA drive by simply seating it into the interface. Once you copy data to the drive you should safely store it in an anti static bag. You can later plug the drive in, to access or retrieve any of the files stored on it. He also showed

April Meeting continued on Page 2

May Meeting *Rick Matteson*



Learn how to work with PDFs on your iPad. With *PDFpen for iPad* from Smile Software, a "small" San Francisco based software company, you can sign documents, make changes, fix typos, and fill out an applications, and seamlessly sync with your Mac using iCloud.

Jean MacDonald, the Smile partner in charge of marketing and good friend of LIMac, will demonstrate how to edit and annotate PDF documents on your iPad and have the changes available on any of your iOS or Mac OS devices. Changes made on documents on your Mac using *PDFpen* or *PDFpenPro*, when stored on iCloud, will also be available for viewing or editing on your iOS devices providing the, "complete solution for full-featured PDF editing on iPad and Mac."

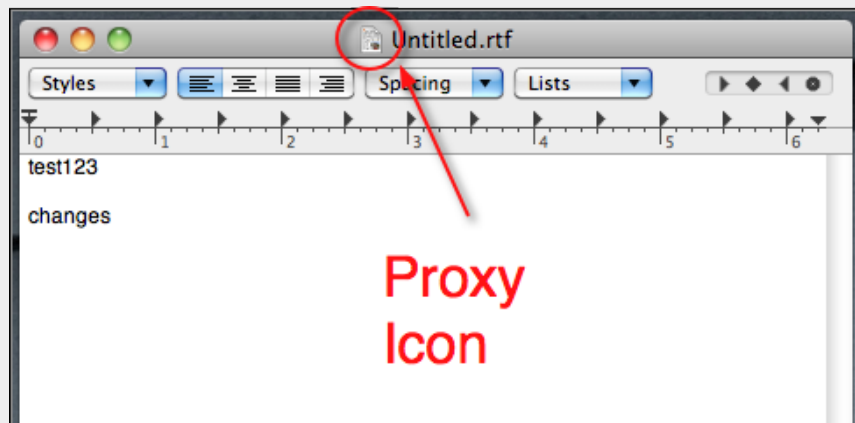
As always, the lead off players will be Bradley and Geoff & Rick, hosting our two Q&A sessions (Brad's in the main room and MacBasics across the hall). Announcements and other business is next, followed by our main presentation by Jean from Smile. The general meeting winds up with our monthly raffle. Following that, our SIGs, MacBasics and iOS, will meet until "ten-ish."

PDFpen
Edit PDFs easily with PDFpen! Add text, images and signatures. Make corrections. Fill out PDF forms. Merge, delete and reorder pages.



the standard external drive. The Voyager is available from Other World Computing in several versions, which can be seen here: http://eshop.macsales.com/shop/NewerTech/Voyager/Hard_Drive_Dock.


After George, I was up (I am a LIMac Board Member as well) to show my strategy. The first method I showed was basic Drag and Drop backup. I have been doing this for years, from the time when there were only floppy disks. This is a simple and effective way to make sure you have a backup of every file you create. Immediately after creating your file, you simply drag it to the backup location, and you are good to go. Once you get in the habit of doing this, you will do it all the time. To make it even simpler, you can avoid going to the location of the original file, and just drag the proxy icon to the backup location. Your file will be copied to the new location. (See screenshot below of Proxy Icon.)



I then showed the steps to using *Carbon Copy Cloner* (donation ware). This application makes a bootable copy of your hard drive. You can deselect things you don't want to copy, and set it to either archive old files, or delete them to make your target drive identical to your source drive. There are also advanced settings you can experiment with. CCC can also be configured to backup automatically at intervals that you determine. To download CCC, and/or find more information about it, point your browser to: <http://www.bombich.com/>.



Up next was Rick Matteson (LIMac Program Coordinator). Rick Talked about *SuperDuper!*, which is quite similar to *Carbon Copy Cloner* Unlike CCC you must purchase *SuperDuper!* for \$27.95. There is a trial version which has some limitation which are removed after purchase. *SuperDuper!* features Smart Update, which will update an already cloned drive, copying and overwriting only the things that have change since your last backup. He pointed out that *Carbon Copy Cloner* has a similar feature, called incremental backups! *SuperDuper!* like CCC, also allows you to copy only what you wish, and create scheduled backups. You might want to try both, and then make a decision as to which you like better. For more information, and/or to download the trial, or purchase *SuperDuper!*, go to: <http://www.shirt-pocket.com/SuperDuper/SuperDuperDescription.html>.



Last up, was Victor Susman (New LIMac Board Member). Victor discussed three of the available online backup solutions. In addition he showed *Dropbox*, which is only a repository for a few gigabytes of files. He showed the differences between; *Mozy*, *CrashPlan*, and *Carbonite*. *Mozy* offers two options: *MozyHome*, and *MozyPro*. The plans they offer are not very flexible. *Mozy Home* comes in two flavors; 1 computer for \$5.99/month which gives you 50 GB of storage, or 3 computers for \$9.99/month, which gives you 125 GB of storage. Either plan allows you to buy extra storage at the rate of \$2.00 for each 20 GB. *MozyPro*, is for business use, and offers more features, but it cost more per GB of storage. To learn more about *Mozy* go to: <http://mozy.com/>. *Carbonite*, and *CrashPlan*, each offer unlimited plans. With these you get a yearly plan. *Carbonite's* unlimited plans start at \$59.00/year, while *CrashPlan's* unlimited plans start at \$36.00/year. The features of each of these services are too lengthy to discuss in this article. If you want to learn more about them go to: <http://www.carbonite.com/en/> for *Carbonite* and <http://www.crashplan.com/> for *CrashPlan*.

All of the presenters gave their time to prepare their presentation. I urge all of you to consider preparing a presentation to share with LIMac members. This organization can not exist without the volunteers who give their time. 🐘

Bradley's Tech Session



Bradley Dichter
Technical Advisor
bdichter@optonline.net

► **I have a question about the recent Flashback "virus" that's everyone is talking about. Is there a fix from Apple and are there more to come?**

■ First off it's not actually a virus, it is a trojan, still a form of malware. There are a few variants, the OSX.Flashback.A, OSX.Flashback.B, C, I and K. What happens is you go to some web site, mostly likely something illegal or out of the country, and up pops a dialog box offering a bogus Adobe Flash Player plug-in update, you click to download it, and it is in fact this trojan. Dr. Web, a Russian antivirus vendor, reports that the infected websites listed by the company are mainly in the .nu domain (assigned to the island state of Niue), ranging from URLs related to movies and TV streaming services to a domain called Gangstasparadise. I've read that a large number of WordPress based blogging sites became infected when they installed the ToolsPack utility plugin.

What the code does is open a back door to your computer and attempts to harvest web browsing activity, usernames and passwords. It then sends that information to its network of computers in Russia. For starters, people running Mac OS X 10.6.8 or 10.7.3 with the latest Apple supplied Java and security updates, are immune from this. More than 20% of Macs still run 10.4.x and 10.5.x, so Apple offers no Java update for them. Anybody running something older than 10.6 are not eligible

for the current flash player 11.2 releases. They also need an Intel processor. If you get a Flash update notice, don't take it. Go to Adobe and get the latest release on your own.

Anyway, the new Flashback trojan uses a vulnerability in the older Java implementation on Mac OS X to install it's payload silently, without you entering your password, unless it detects either Intego's *VirusBarrier X6* or the free *iAntiVirus* or *ClamXav*, or *Little Snitch*, *HTTP Scoop* or *Packet Peeper* or Apple's *XCode*. In any of these cases, it would delete itself. In fact all you need to fake it out, is to create a folder called 'Little Snitch' in your /Library folder to insulate yourself, you don't need to pay for *Little Snitch* or install any code. Some people have suggested turning off java, but many popular applications use it to some extent. Most notable in my mind is the Adobe Creative Suite. Apple does not include Java with Mac OS X 10.7. There is a separate download of the Java Runtime Environment. It should be noted that Oracle who now develops java, patched this vulnerability in February, Apple did not update the Mac OS X release until this trojan came out and all the bad press about 600,000 infected Macs. Back in November of 2010, Apple stopped their in-house development of Java SE6 for Mac and handed over the work to Oracle after they acquired Sun Microsystems who developed Java in the first place. At the time, Apple suggested to developers to phase out their use of

Bradley's Tech Session continued on Page 4

President's Message




Bill Medlow
President
archbill@optonline.net

We are all aware of the economy and how everyone, aside from Apple, has been affected. Recently while at a local computer store, I discovered the hottest thing on the market is the iPad, no surprise, and the hottest Apple accessory is the Apple TV.....now that was a surprise to me. Asking why, the salesperson went over to the 60" TV display and made an adjustment, then changed what was on the iPad screen. When I looked at the TV, it was a mirror of the iPad. You could play or run any of your apps or games, as well as all those movies you downloaded wirelessly. There you are....on the couch with your 60" HD TV, in full control using your iPad. Apple continues to escape economy woes with bright and innovative ideas.

With LIMac, we're looking forward to our next presentations with SMILE in May and Apple's Dave Marra in June.

*See you soon.
Bill*



"They upgraded PowerPoint again."

Java. Oracle has not finished the Mac OS X port of JDK 7u4 as of March 7, 2012. One of the first web sites to publish information about the Flashback trojan is F-Secure. They offer a free detection and removal app.

I've been reading about another trojan making the rounds lately. OSX/Sabpab-A tends to hide in a malformed Microsoft Word file about Human Rights abuses in Tibet by the Chinese. Microsoft patched this vulnerability in the 11.5.5 update for Office 2004 and 12.1.9 for Office 2008 (both updates published way back in June 2009). Office 2011 is immune. By the way, this vulnerability only applied to the old .doc format. Office 2008 and newer style .docx files are not vulnerable. It pays to run the *Microsoft AutoUpdate* application. There is a free app to fight this trojan too. I use the free *Sophos Anti-Virus for Mac Home Edition* and *ClamXav* and *Little Snitch*. Sophos catches this Word based trojan as well.

Anyway, Apple offers a removal tool for Lion users only. See <http://support.apple.com/kb/DL1517>. Norton by Symantec has a free detection and removal tool as well. You can bet there will be more in the future and Apple will have a tough time keeping up. Any success of a trojan on the Mac will encourage others to make more. It's important to keep up-to-date and be extra vigilant if you visit shady web sites. Some folks turn off all automatic updates, so they never get the updates needed to protect their computer. Still reports are, as I write this, that the number of reported infected Macs has dropped from 600,000 to 30,000. It's difficult to be sure, as some Macs may be infected, but are not

reporting back to the command and control servers because of DNS redirection. Perhaps this is the tipping point or the "wake-up call" for Mac users to finally install antivirus software on their systems. The next one might be more malicious and not just snoop your passwords. This also shows that Apple only supports one generation behind the current release. Macs running 10.5.8 or older are left out in the cold and have to fend for themselves.

► **I have a iMac running Mac OS X 10.6.8 and it has a 320GB internal hard drive. I have 39MB left and that runs down to zero as I run applications. I get a dialog box saying I've run out of memory and I need to quit applications. I've done that and thrown some things out to free up some space. It's been this way for a week or two. The iMac has 4GB of RAM. What can I do?**

■ Clearly the 4GB of RAM is not enough to run the operating system and the selection of simultaneous applications you are trying to run. When you run out of memory, the Mac will use virtual memory more. It always uses some virtual memory, at least equal to the amount of real memory you have installed. If you double the installed memory to 8GB, then you would need virtual memory less and the Mac will run much better, but the disk space needs would be worse when you are so tight. The Mac gets a bit crazy when you have only 10% free space and you have next to none at 39MB. If you meant 39GB, then you are getting close. I'd suggest going to the *System Profiler*, look at the second line in the Hardware Overview for your model identifier, probably something like

iMac7,1. With a 320GB HD, that sounds like Mid 2007 to Early 2009. Then go to <http://eshop.macsales.com/shop/apple/memory/iMac> and find your model iMac. Apple only offered up to 4GB on the 2007 and 2008 models, when they could actually use 6GB. You could replace a 2GB module and use a 4GB SO-DIMM. Yes that would be a unmatched set, but the slim speed disadvantage is offset greatly by having 50% more memory. Then, I'd go for a bigger internal hard drive as well as a matched or larger still external FireWire backup drive. Normally I go four times larger each time I upgrade, but they don't have 1.5 TB drives anymore, so I'd suggest a Hitachi Deskstar 2TB 7200rpm model. \$160 at newegg.com. ifixit.com has instructions and sells the tools needed to do the upgrade yourself. The RAM install is very easy, with a small access panel on the bottom, just a few captive screws. The hard drive upgrade is pretty involved, most end-users would shy away from doing it. The new metal and glass design involves using strong suction cups to pull the glass off the magnets that holds it's frame in place. ifixit also sells what they call the Universal Drive Adapter, which allows you to connect the bare new SATA hard drive to the iMac via USB to (*Carbon Copy*) clone everything from the current internal drive to it before swapping in the now bootable drive with all your files. The 2TB external is \$240 at OWC. You could avoid the hassle of replacing the internal hard drive by just using the external drive for data and leaving the small internal drive for the system and applications. What you might do is copy your home folder to the external drive, then use the

System Preferences - Accounts, unlock and then right-click or control-click on your admin account to get the Advanced Options... pop-up menu item. There you can use the Choose... button to show the Mac where your home folder is now, on the external drive. Then reboot, make sure the home folder is in fact on the external drive, then you can delete the copy on the internal drive, freeing up a ton of disk space needed for temporary files and virtual memory. This will work slower, as FireWire drives tend to be slower than internal SATA drives, but this compromise is very easy to do. Your internal hard drive was getting much slower once it was past 2/3 full. Besides FireWire hard drives with 2TB or larger partitions run slower than they should due to a bug in Apple's FireWire implementation. Saving money on the old iMac now might be a good idea if you are saving for a new Ivy Bridge powered model this summer.

► **I'm using a Logitech Wireless Keyboard K350. It's not really designed for the Mac but I like the 'Comfort Wave Design'? The only real problem I have is the windows key and the alt key are in the reverse positions relative to the command key and the option key they are treated as. Is there any way to fix that?**

■ Mac OS X 10.5 and newer have a function in the Keyboard System Preference panel, Keyboard tab. There is a Modifier Keys... button there where you can change the Option (⌥) Key and the Command (⌘) Key. You may have to disconnect the USB wireless receiver after bringing up this window to make it stick. You may have to

Bradley's Tech Session continued on Page 5

use a direct connected USB mouse for this step. For just this function, there is the free *Consistent Keyboards*. There is also the more comprehensive and free *KeyRemap4MacBook*.

► **Recently my Mac running Mac OS X 10.4, when I first start it up, if I start to type, the letters are delayed. The problem goes away after it's warmed up a bit. Why is that?**

■ I'm pretty sure it's not literally a case of warming up. I'm guessing your computer is running something at startup and you can't hear the hard drive working. Check your System Preferences - Accounts - Login Items to see what is set to run at startup. Check the activity monitor to see what is running. It's not just CPU usage, but disk access, which *Activity Monitor* does not show what is causing the disk activity. Make sure the pop-up menu shows all processes, not just my processes. I imagine when you see what is running and using up substantial CPU percentages, you can remove the offending *LaunchAgent*, *LaunchDaemon* or *StartupItem*. Make sure the pop-up menu shows all processes, not just my processes. I imagine when you see what is running and using up substantial CPU percentages, you can remove the offending *LaunchAgent*, *LaunchDaemon* or *StartupItem*. I'd check the various logs in *Console* to see if there are any errors shown. Keep in mind, the Mac loads fonts, turns on File and Printer Sharing at startup and a whole host of possible things you added, so it could take a while for that to sort out. Turning on *FileVault* will slow the machine down quite a bit. Quite a few programs check the Internet

for new versions of themselves, and that includes background applications you have installed. Some of these don't show an icon in the dock, maybe just a new menu extra. If you have *iTunes* open at startup, it could be sharing your library and that takes time too. If you have Mail running at startup, then it has to check all your accounts for new messages and download them. I think most of our members can relate. When their Mac was new, it booted up pretty quickly, but now it takes longer because of all the stuff we've added over the years. You could also try as a experiment, booting up with the shift key held down until you get the login window showing SAFE BOOT. That temporarily kills various startup programs. It could be something normal and required, like Spotlight, which shows up as the *mdworker* process. On my own machine, it's set to backup at 9:30 PM each night. If it doesn't backup then, it tries to backup when I startup the next time, which would slow down my computer like you describe. You could also have directory damage, or a very full hard drive, which would cause a slowdown as the Mac tries to deal with the problem. Check into that with *Disk Utility* and run a Verify Disk test. You might try using the free *OnyX* to clear the user and system caches.

► **I see a lot of advertisement for MacKeeper. Do you recommend that?**

■ No. And they try too hard pushing their lame software. It's almost as bad as a trojan.

► **I was using Bullstorm's Keyword Manager with iPhoto 8, part of iLife '09. Then I updated to iLife '11 and it is not compatible. That's OK, as the new iPhoto has it's**

own keyword manager. I keep getting a warning it's incompatible and suggests I remove it. How?

■ The easiest way is to use the installer program for *Keyword Manager* as it also offers to remove the plug in. If you no longer have it, then you can remove it manually. Go to your home folder/Library/Application Support/SIMBL/Plugins/ and delete the *KeywordManagerPlugin.bundle* file. By the way, they have given up trying to make a version for *iPhoto* 9.1.2 or newer. *iPhoto* is now up to 9.2.3. Many installers offer a removal option as well, so keep that in mind for the next time you want to get rid of something you installed. Some installers put the program inside a folder in the /Applications folder and in there you may find a uninstaller. Adobe creates a Adobe Installers folder inside the Utilities sub-folder and in there you will find uninstallers for Creative Suites and Photoshop Elements(s). Microsoft offers no uninstaller for Office 2011 like they had for 2008 or 2004, but I found a uninstall package that does the otherwise manual work for you. Some program installers leave behind an install log text file which can help you find the assorted files that got installed besides the application. Sometimes I've found what to remove by checking the manufacturer's web site blog or forum for a posting on the subject of removal. I use the program *CleanApp* from Synium which logs what gets installed and offers to delete the related files if I delete

the application by itself. It's also great for visualizing my disk usage to target something taking up a lot of disk space.

► **I have a MacBook Pro and I want to put my iTunes on my Samsung television. This model supports the AllShare software, but that's only for Windows. I went to the Apple Store and they suggested I buy the Apple TV for \$99.**

■ I have a Panasonic TV with DLNA support, so I added a USB to WiFi adapter and downloaded on my Mac the free *TVMOBiLi* media server software. As AllShare is just Samsung's name for DLNA compatible devices, so it should work for you too. *TVMOBiLi* is fully integrated with *iTunes*. Your iTunes catalogue is made instantly available as soon as you install *TVMOBiLi* onto your computer. Check it out at <http://www.tvmobili.com/download.php> There may be other DLNA server software out there, but I stopped looking when I found one that works and it's free. The Apple TV works too, but I found the compatible WiFi adapter for under \$15 so I had to try it out, even if I never really use it. Of course if you have your iTunes collection on a iPod or iPhone or iPad, you can use that, directly connected to a audio input on the TV. Apple's Universal Dock with remote makes this easy, just add the audio cables. You can just plug right into the headphone jack if you don't want the dock. ↵

User Group Offers



George Canellis
User Group Ambassador &
Vice President
gwc11713@optonline.net

Taking notes has never been easier. The award-winning *TopXNotes* keeps your thoughts organized like no other program, and now you can take your notes with you on your iPhone, iPod, iPod Touch, or iPad (iPhone app available separately from iTunes App Store). *TopXNotes* is the only note program for Mac OS that syncs notes with your iPhone/iPod Touch and iPod Classic. Learn more at www.tropic4.com. This Apple user group special offer is for \$31.96, which is 20% off the regular low price of \$39.95. Tropical Software also will provide a free copy to the club for each copy of *TopXNotes Mac* purchased by a club member (physical copies only for as long as our supply lasts). Sync your notes now: <http://store.tropic4.com/Item.html?ID=20429> Discount code: [REDACTED] This offer is valid through valid through May 31, 2012.

From MacPhun LLC, *FX Photo Studio PRO* has everything you need to make photography one of a kind with over 170 high quality photo effects, pro tools to edit images, selective masking, variety of import/export tools and more. This is a true powerhouse for your artistic photography on Mac. Learn more about it at www.macphun.com. Download your *FX Photo Studio PRO* trial version today: [REDACTED] If you like the trial version, you get the order

code by emailing Alex at atsepko@macphun.com with the name of your user group. Regularly \$39.95, this user group special is only \$24.79. Plus, you get free updates with each new version. This offer is valid through valid through May 31, 2012.

iDatabase from Apimac is a personal database which is basic and easy to use for everyone. It allows you to catalog all the information you want, and then easily find it whenever you need to. With this database manager, you can manage membership lists, expenses, projects, keep track of your internet accounts and much more. You can choose from 22 ready-to-use and easy-to-personalize database templates to organize any type of information, or you can create a totally new database from scratch. Syncs databases between Macs, iPhones, iPods touch and iPads (with iPhone App sold separately). Get organized today: <http://www.apimac.com/mac/ideatabase/> Members of Apple user groups are invited to download the trial version for free. Regularly \$9.99, this special offer reduces the price to \$5.99. The coupon is also valid for the "Family Pack" license for \$11.99 instead of \$19.99. *iDatabase* for iPhone is also available in the App Store for \$0.99. <http://www.apimac.com/store/ideatabase/> Coupon Code: [REDACTED] This offer is valid through June 10, 2012.

Prosoft Engineering, Inc. is a software company focused on data recovery software and other utilities which help protect

and manage your important data. Prosoft takes pride in its award-winning products, excellent customer service and ease of use. For more information, visit <http://www.prosofteng.com>.

- *Drive Genius 3*: Maintain, Manage and Optimize your Hard Drive. Retail Price: \$99
- *Data Rescue 3*: Emergency Hard Drive Recovery and File Recovery. Retail Price: \$99
- *Data Backup 3*: Easy, powerful and flexible backups. Retail Price: \$59
- *Klix* for Mac/PC: Digital picture recovery. Retail Price: \$19.99
- *SoundBunny*: Control application volumes independently. Retail Price: \$9.99

Apple user group members receive 25% off any of these products. Call their sales department to order at 877-477-6763. This offer is valid through June 30, 2012.

Do you need a home for your *iDisk* contents when it closes June 30? Dolly Drive now comes with Dolly Space, an *iDisk*-type all-purpose online storage that is accessible from your Mac, any web portal, or iOS device, with data integrity protection against data corruption. You can backup all your Macs to the cloud with *Time Machine*, sync your files across your data, and store your stuff in the cloud. User group members get 4 months free (based on 33% off regular price for one year) when you buy a one-year single subscription of Dolly Drive through June 13, 2012. Find your *iDisk* solution today,

starting at \$3 for 50GB per month. Coupon code: [REDACTED] Backup today: www.dollydrive.com This offer is valid through July 1, 2012.

You can take your presentation to the next level and save time with *Slidevana*. This is a Keynote or PowerPoint theme and template designed for Mac, iPad, and iPhone which contains over 130 slides based on the same techniques used by professional presenters and top management experts. Visit www.slidevana.com for more information. Regularly \$139, this Apple user group offer is \$59 and includes both the "dark" and "light" backgrounds. Plus, you'll receive free updates and a money-back guarantee, if not 100% satisfied. Take advantage of this offer by visiting: <http://www.slidevana.com/mug> This offer is valid through July 31, 2012.

The Rugged Portable hard drive from iO-Safe is the choice of Mac users who value their data. Built to military specifications and designed to withstand the most extreme environments on the planet, it will keep your data safe. The Rugged Portable is crush-protected to 5000 pounds, drop-protected to 20 feet, immersion-protected to 30 feet for 3 days, and protected from sand, hydraulic and diesel fluids, blowing dust and more. It is available in FireWire 800 or USB 3.0 with a no-hassle warranty and 1-year Data Recovery Service. Apple user group members receive 30% off any Rugged Portable hard drive. Coupon Code: [REDACTED] Get your protec-

User Group Offers continued on Page 7

tion: <http://www.iosafe.com/products-rugged-portable-buy> This offer is valid through July 31, 2012.

SlideShark from BrainShark, Inc. is a free app that converts PowerPoint presentations to view on your iPad. It is easy to use and designed with professionals, educators, and students in mind. It preserves animations, fonts, graphics and colors, and allows you to tap or swipe to advance animations and slides. With *SlideShark* you can view and present your slideshow on the iPad the way it was meant to be seen (and show on your TV with the iPad 2). See a demo at <https://www.slideshark.com/> Members of Apple user groups are invited to download the app for free. Additionally, you'll also get 25% additional storage for free with this offer. Get free storage: [REDACTED]

Too many passwords to remember? *1Password 3 for Mac* is a password manager that goes beyond simple password storage by integrating directly with your web browser to automatically log you into websites, enter credit card information, fill registration forms, and easily generate strong passwords. As an Apple user group member, you are entitled to get the single user *1Password* on the Mac for \$29.99, well below the normal retail price of \$39.99 (\$52.49 for the 5-user family version, which is usually \$69.99). You also get a 25% discount on everything in the Agile store. *1Password* is separately available for the iPhone or iPad (\$9.99) and iPad/iPhone combo (\$14.99) from the Apple iTunes Store. Get yours today: [REDACTED]

Eltima Software is a global software development company, specializing in Flash software development for Mac users. All flashers will see the true value of *Flash Decompiler Trillix for Mac*, *Flash Optimizer for Mac* and *SWF & FLV Player for Mac*. With these products, managing Flash files is easy: decompile, compress or just play them back. Regular prices for Eltima's Flash software range from \$19.95- \$99.95. Using the coupon code gives user group members 20% off. Get your Flash products here: <http://mac.eltima.com/> Coupon code: [REDACTED]

Freeway gives you all the legendary ease-of-use and features that launched the desktop publishing revolution. You can quickly and effortlessly lay out your website, embed images and content, then publish your work as standards-compliant HTML. Upload to your server, MobileMe or to a folder. You supply the creativity, *Freeway* handles the code. LIMac members can buy *Freeway Pro*, regularly \$249 for \$186.75, and *Freeway Express* for \$59.25, a 25% discount. Build your website now. <http://www.softpress.com/store> Promo code: [REDACTED]

PowerMax.com, the engine behind The Apple MUG Store, is pleased to announce a new process for Apple user group members. Instead of going to the Apple MUG Store website to view a limited selection of items, members can now go directly to the PowerMax website to peruse and purchase almost 50,000 products. By identifying the user group you belong to (either on an online order or over the phone), PowerMax will continue to accumulate points for LI-

Mac to use. In addition to great deals, free UPS shipping is offered on any order over \$50. Be sure to take advantage of this win/win deal: <http://PowerMax.com>

RadTech manufactures and distributes an array of best-in-class accessory solutions for Apple computers, iPhone, iPod and Cinema Displays, all designed to keep you connected and protected in style. Experience the RadTech difference through their unique product line and legendary customer support. LIMac members get 20% off all products. Start saving now: <http://www.radtech.us> Discount Code: [REDACTED]

Apple user group members receive a 35% discount when they shop at peachpit.com. Just enter the user group discount coupon code at checkout. Ground shipping is free! (This discount cannot be used in conjunction with any other coupon codes such as the Peachpit Club.) <http://www.peachpit.com> Coupon Code: [REDACTED]

No matter what Apple devices you're using, there's a *Take Control* ebook that will help you polish your skills, work more efficiently, and increase your productivity. Check out our highly practical, tightly focused ebooks covering Mac OS X, Macintosh applications, the iPad and iPhone, 802.11n networking, and more! Written by the most-trusted names in the Mac world and published by Adam and Tonya Engst of TidBITS, *Take Control* ebooks provide the technical help you need now. *Take Control* ebooks are available for immediate download in PDF format (for Macs and iPads), and with

EPUB (for iPhone and iPod touch) and Mobipocket (for Kindle) versions available after purchase. An exclusive 30% off their already low prices is offered to Apple user group members on all *Take Control* ebooks. Purchase *Take Control* books at a discount with this coupon-code-loaded URL: [REDACTED] TidBITS: <http://www.tidbits.com>

Do you own or work in a Mac-based small business that has grown out of its computerized checkbook? Have you grown tired of creating invoices using *InDesign* or *Word*? If you think you are ready to move beyond your shoebox, MYOB has the right tool for you at a great MUG discount. MYOB, Inc., the leader in Mac small business management, has just released *MYOB FirstEdge*, a new Mac only product that will help you run your business quickly and easily. MUG members get \$25 off the regular price of \$99 on *FirstEdge* or \$100 off *AccountEdge*. <http://www.myob.com/us/>

You don't have to put up with unwanted junk email. *Spamfire* from Matterform Media removes unwanted commercial and pornographic email from your in-box. It works with any POP3 email account and any email program (support for IMAP, Hotmail and AOL is still in development). *Spamfire* uses intelligent, fuzzy-logic filtering to identify spam and protect messages you want to keep. Automatic internet updates ensure you always have the most advanced spam protection available. *Spamfire* works in OS 9 and

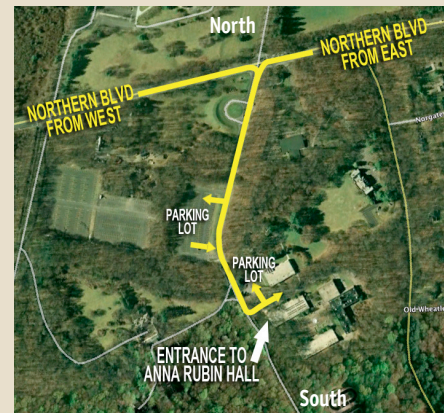
OS X and is a Mac-only product. Mac User Group members can purchase *Spamfire* for just \$23, more than 20% off the regular price. Box & CD version's regular price is \$39, user group price is \$31. Downloaded version's regular price is \$29, user group price \$23.

Macworld offers MUG members a special subscription offer. *Macworld* magazine is the ultimate Mac resource! Each

issue is packed with industry news, future trends, practical how-tos, in-depth features, tips and tricks, and more; *Macworld* provides the tools Mac professionals and enthusiasts need. Best of all, you can depend on their unbiased, thorough product reviews and buying advice. Stay informed about what's new, exciting, important. Become a *Macworld* reader. Normal Price: \$27.97 UG Price: \$15.00 for 12 issues.



One, two, three Rock...



General meeting time schedule:

Meetings are held at
The New York Institute of Technology,
Building 300 (Anna Rubin Hall),
Old Westbury, Long Island.
For more detailed information about this location go to limac.org

Meetings start promptly at 7:00 P.M.

Bradley's Q&A: 7:00 – 7:30 P.M.

MacBasics Q&A: 7:00 – 7:30 P.M.

Featured Presentation: 7:30 – 8:20 P.M.

followed by announcements and raffle drawings.

After general meeting

iOS SIG: will be a roundtable discussion of business apps.

Mac Basics SIG: For May we will be introducing iMovie. Importing camcorder video, combining clips, trimming clips and extracting YouTube videos for import. As always come with questions.

► In bad weather, call (516) 686-7789.

► The next LIMac board meeting will be at the Plainedge Library, (516) 735-4133, on Wednesday, May 16th, at 7:30 P.M. For more detailed information about this location go to limac.org

Renewal

Membership renewal for 2012 takes place from October onwards. A bonus discount was passed by the Board of Directors a few years ago: Bring in a new dues-paying member and get a \$12 discount off your membership renewal. Bring in three new members and your renewal is free!

Bringing in a new member also includes getting a past member back into the group.

Make your \$36 check out to LIMac and bring it to the next meeting, or mail to LIMac, Post Office Box 2048, Seaford NY 11783-0180

How to better visually enjoy the *Forum*: Your Editor prefers you to use *Adobe Reader 9* as long as your Mac meets the requirement of Mac OS 10.4.11 or newer. *PostView 1.8* (\$22) works from Mac OS 10.2 all the way up to 10.5 for PowerPC and Intel based Macs.

**For a Year's membership
Send your \$36 check to:**

LI Macintosh Users Group
P.O. Box 2048
Seaford, NY 11783-0180

SPECIAL NOTICE

This edition is made for viewing on your computer screen. If you want to print this version I have now compensated for some printers that don't print too close to the edge, if however, you wish a more printer friendly edition without all the colors just email me at azygier@nyc.rr.com and I'll be happy to send you one. (Al Zygier)