


The Forum is published monthly by LIMac. All contents, except where noted, are copyright © 2010 by LIMac. Opinions expressed are the views of the authors and do not necessarily reflect those of LIMac. Contents may be reprinted for non-commercial use, with due acknowledgment to LIMac. The LIMac Forum is an independent publication and has not been authorized, sponsored or otherwise approved by Apple, Inc.



June 2010
www.limac.org

LIMac Inc.

P.O. Box 2048
Seaford, NY
11783-0180

President

Bill Medlow
archbill@optonline.net

Vice President

George Canellis
gwc11713@optonline.net

Treasurer

Donald Hennessy
aboutlimac@aol.com

Secretary

Bernie Flicker
twoflick@optonline.net

The LIMac Forum: Editor/Graphics

Al Zygier
azygier@nyc.rr.com

Proofreader

Bradley Dichter

Board of Directors:

Geoff Broadhurst
George Canellis
Al Choy
Bradley Dichter
(Technical Director)
Bernie Flicker
Donald Hennessy
Richard Hickerson
Rick Matteson
(Program Coordinator)

Bill Medlow
Scott Randell
Brian Revere
Albert Zygier

LIMac was established in 1984, when the Mac was introduced. Annual dues for membership are \$36. (The first meeting is free.)

For information, contact any of the following:

Membership

Donald Hennessy
aboutlimac@aol.com

Technical Adviser & LIMac Web Master

Bradley Dichter
bdichter@optonline.net

Program Coordinator

Rick Matteson
rgmlimac@optonline.net

Photoshop SIG

Brian Revere
brevere@optonline.net

MacBasic SIG

Geoff Broadhurst
gahoofof@optonline.net

Multimedia SIG

Al Zygier
azygier@nyc.rr.com

Produced using:

Adobe's InDesign CS3,
Photoshop CS3, Illustrator CS3.

Acrobat 8

Fonts are:

ITC's Officina Sans
and Galliard Pro
Impact

May Meeting *Scott Randell*

Did you ever not know you needed something until you saw it? Well, during May's presentation I experienced just that, as Michael Simmons (right) of Cultured Code demonstrated the company's premier product *Things Mac*. This program can be described as a to do organizer or task manager. Some might call it a to do list on steroids. What you say, you can use *Stickies* or a *TextEdit* list. Well, you can. I do it myself, but, after seeing this in action, I see that this is a better way. At the moment, I have four *Stickies* notes, each with several tasks on my desktop. Which should I look at first? Why am I dealing with all of this on my desktop?

With things, I have only one window to look at. It can be divided into task by focus including "Today" "Next", "Scheduled", "Someday", and "Project". You can add notes, due dates, and tags to all of these. You can use the tags included by default or create your own. To create a "to do" you can choose "New To Do" from the file menu, click the new with a + sign on it located at the bottom left, or use the keyboard shortcut "Command N". If you are working in an application and think of something you need to do, you can use a "quick entry" shortcut which will bring up a dialog box within the application. Type in your "To Do" and it will be stored in an inbox. Later, you can go through this and sort these "To Do's".



Michael Simmons
Pic by H. Silver

May Meeting continued on Page 5

June Meeting *Rick Matteson*




Get ready folks! It's time for Dave Marra's annual visit to LIMac! "Dynamic Dave" will be presenting, "Discover iPad - A magical and revolutionary product at an unbelievable price." He'll also summarize the announcements from the Apple Worldwide Developers Conference (which ends on the day of our meeting), and then wrap up with "some cool Snow Leopard tricks."

"Designed to be thin and light enough to take anywhere, iPad is the best way to experience the web, email, photos, and video. With a large, high-resolution display, an incredibly responsive Multi-Touch screen and an amazingly powerful Apple-designed central SoC, iPad isn't just the best device of its kind, it's a whole new kind of device. Discover iPad today!"

Before we turn Dave loose, we'll have our Q&A sessions. Following the presentation, announcements and our very popular raffle will round out the the meeting. (There will not be any SIG sessions in June.)

This is guaranteed to be a great meeting, so don't miss it! 🖱️



Bradley's Tech Session



Bradley Dichter
Technical Advisor
bdichter@optonline.net

► How can I sort the Address Book listing by zip code for printing labels?

■ You can't in *Address Book*, but if you were going to be mailing out a bunch of letters, why do you need to sort them by zip code, the U.S. Postal Service takes care of that. Still, if you type in a given zip code into the search field, it will show you just the entries for that town/village, so when you go to print, it will only print that subset of Mailing Labels. *Address Book* can export as .vcf file in vCard format. You could get the \$18 shareware *Export Address Book* by Stefan Keller and use that to export your information as a tab-separated text file, which you could import into a *Bento* or *FileMaker* database or into *Microsoft Excel* or even *Word*. While *Bento* has a built-in function for viewing your *Address Book* listing, it can't sort it by zipcode. Once in *Word* or *Excel* or the others, it's easy to sort the table by zip and do what you want from there. *FileMaker* has a nice function for label printing layouts. *Excel* nor *Bento* does not. You may want to try the free *Address Book to CSV Exporter* from Antonio Lore or the also free *AddressBookToCSV* from Ken Ferry. CSV stands for comma separated values. *Labels & Addresses* from BeLight Software (\$49.95) can print your labels sorted by zip code from your Address Book list. While it's a more expensive solution, I find it's very good for envelopes and labels.

► When I boot my iMac G5, it shows a

globe in the center of the screen which flashes several times and then eventually starts up. How do I avoid that?

■ Apple menu - go to System Preferences, click on Startup Disk, then click on your hard drive. At some point, the parameter RAM setting was lost or reset and the machine was looking for a NetBoot Server running on a network Mac OS X Server. Most Macs ship set this way in fact. Eventually your iMac gave up looking and found your internal hard drive to boot up from. On older Macs, particularly ones that get unplugged from a live power outlet, the small battery in the computer can no longer hold a charge and loses this and other less important settings. A Mac plugged into a switched off power strip, suffers this problem. Complicating that little issue is that the battery, a watch style in your model, is not easy to replace.

► How do I scroll with the Magic Mouse that came with my new Intel based iMac? I'm not sure I like it, as I'd have to keep putting in batteries.

■ Just move your finger along the rearward half of the top surface to scroll a window's contents up and down or left and right. If you use two fingertips at once, you can swipe left and right to go back and forward in a *Finder* window or a *Safari* web browser window. It is possible these multi-touch gestures are disabled in the *Mouse System Preference* panel. By the way, if you try to use the Bluetooth Magic Mouse on your old iMac, be aware it requires Mac

Bradley's Tech Session continued on Page 3

President's Message



Bill Medlow
President
archbill@optonline.net

It is that time of year where we await a visit from the 'Dynamic' Dave Marra, an Apple Senior Systems Engineer who comes to entertain and enlighten our group. No balloon tricks or slight of hand, just items of interest concerning everything Mac. He'll be at the June meeting to show us the iPad.

Mac doesn't advertise the iPad as a computer, but isn't it the computer of the future? With its multi-touch screen, it's a whole new way to communicate. We've seen how the iPod has evolved, so just imagine if you will what the future might hold for iPad. Dave will also feed us some exciting info from the Apple Worldwide Developers Conference and show us some cool Snow Leopard tricks.

Come early for a good seat. Brad will warm up the main group, with his Q&A session and the MacBasics Group will have their Q&A session, both starting at 7 PM. These regular LIMac segments will be followed by 'Dynamic' Dave. Please note: there will be no special interest groups after the feature presentation as Dave will have a lot to talk about.

Bill



OS 10.5.8 or newer with *Wireless Mouse Software Update 1.0*. You can monitor the percentage battery level in your Magic Mouse by checking the bottom-left of your Mouse System Preferences panel. There was an issue where the Apple wireless keyboard and wireless mouse interacted with each other and drained the batteries very quickly, but this was resolved with the downloaded *Aluminium Keyboard Firmware Update 1.1* from late January.

► **I backed up everything on my internal hard drive with *Time Machine*. I intend on erasing the internal drive for some reasons. Should I put a clean install on the drive afterwards? I shouldn't have to reregister anything?**

■ You could if you like, but it's a waste of time. The process would be to boot off the System Install DVD, and instead of installing a system, you can use the Utilities menu, choose *Disk Utility* to erase the internal hard drive and then use the menu again and use *Time Machine* to restore the hard drive's files. When you restore the hard drive, all the files, visible and otherwise will be put back so all your preferences and whatnot should be good to go without any further issues. If you had directory damage or fragmentation before, the restored hard drive will not have these problems. If you had any damaged files, those will be restored to the last backed up instance. A program like Micromat's *TechTool Pro* would be useful for scanning for obviously damaged files. The limited *TechTool Deluxe* that comes with a AppleCare Protection Plan does not have this (and many other) feature(s). If you had incompatible software before,

those problems will remain. Of course you need to restart on the restored hard drive to get back to normal. As for the registration for various apps, this is stored a various preferences files, some visible some not and they all got backed up and thus will get restored. As it's the same Mac and same named hard drive, all the machine specific references will still be OK.

► **I want to know if I can use the Apple computer at the library to download software from versiontracker.com and put the downloads onto a thumb drive for use on my laptop computer at home where I have no Internet connection.**

■ As downloading files shouldn't require a administrator password it should not be a problem. There shouldn't be any permissions related problems either. Be considerate and delete off the library's Mac hard drive anything you downloaded and copied to the flash drive. Only problem could be the thumb drive. It should be Mac OS Extended format and not the usual MS-DOS FAT-32 format. Some file types would not survive a stay on the Windows format drive. You can erase the USB drive with *Disk Utility* to switch it, of course losing anything currently on the drive. There is a chance that the library's Internet connection could be going through a firewall or proxy server that blocks access to the versiontracker.com website in the first place. I've seen that. macupdate.com was blocked too. It's also possible the library has open WiFi for the public, so you could just bring the laptop with Airport, (assuming your laptop has Airport) select the available wireless network and down-

Bradley's Tech Session continued on Page 4

User Group Offers



George Canellis
User Group Ambassador &
Vice President

iTravel Alarm Clock

is a customizable screen saver with alarm and fade-in effect, and a sleep assistant feature playing five high-quality stereo nature sounds (Lake Shore, Ocean Waves, Rain Forest, Mountain Stream, and Tropical Forest) and White Noise. It is fully configurable displaying a moving clock. *iTravel* provides a large, low-light clock for your notebook screen that can be seen from across the room. It is great for travelers. User group members can buy *iTravel* for only \$4.99, half of the regular price. More information is available at <http://www.desktop-control.com/mac/itravel/>, where you can download a free trial version.



This offer is valid through June 15, 2010.



RouteBuddy for Mac OS X allows you to plan, manage and manipulate geodata (waypoints, routes and tracks) using *RouteBuddy's* high-quality vector road maps, and seamless raster topographic maps for countries worldwide. *RouteBuddy* supports a wide range of GPS devices, allowing transfer of data

and real-time tracking (depending on device capability). You can also display and add geodata to *RouteBuddy's* topographic maps with *RouteBuddy Atlas* on the iPhone/iPod touch. User group members get 25% off the MSRP \$99.50 of *RouteBuddy for Mac OS X*, and 25% off all *RouteBuddy Map* products which start at MSRP \$5.99. *RouteBuddy Atlas* is free from the iTunes Store. For more information and free demo:

www.routebuddy.com

This offer is valid through June 30, 2010.

"Have more fun, get more done"... iPhone Life magazine covers all things iPhone, iPad and iPod touch. Each regular issue is full of reviews of apps, accessories and Apple handhelds; tips and how-to's; user profiles; business solutions; and how to create and market apps. In addition to the four regular issues per year, subscriptions will include two bonus issues – a *Buyers Guide* and a *How-To Guide*. Beginning with the Summer 2010 issue, all subscribers will receive the downloadable digital replica of the magazine both for the iPhone/iPad and Mac (or PC) via the *Zinio Magazine Reader* app and the zinio.com web site. Regularly \$17.97, this special discount price is only \$12.97; even better, pay only \$19.97 for two years.



This offer is valid through June 30, 2010.

This offer is valid through June 30, 2010.

User Group Offers continued on Page 4

load any updates directly. Check with the Information desk. There are usually signs around touting their WiFi availability.

► **What is the minimum thumb drive to install a bootable system onto?**

■ You caught the tricky bit right there, “install.” Installation from DVD takes up more space during the installation than the final disk space used. A base install of Mac OS 10.6 takes about 6 GB after installation. Apple’s specs say 5 GB. If you have a 8 GB flash drive, you could clone what is already installed on a larger hard drive, but in order to install onto the flash drive, you would have to use a 16 GB drive. A cheap PNY one can be found for \$30 or a fast LaCie WhizKey is \$55. I like to do a custom install to keep the installation as small as possible. Then install various repair programs like *Drive Genius 3*, *TechTool Pro 5*, *DiskWarrior 4.2*, & *Data Rescue 3*. You may need *Carbon Copy Cloner* and *SuperDuper!* on there too. Keep in mind this USB flash drive has to be partitioned for your style Mac GUID Partition Table for your Intel based Mac. (Apple Partition Table style is used on the older PowerPC



George Canellis, iPod shuffle winner
Pic by H. Silvers

Mac OS X installations of tons of small files.

► **When I go to right-click on a document in the Finder, to get to the Open With pop-up, I get the spinning beach ball. Why is that?**

■ You have a large number of applications on your hard drive and the system has to build a list from all the applications’ bundle resources to show you the list of what can open this type of file. If you had less programs, this would be a quicker process. If you did a Get Info... on the file instead, the Open With section’s pop-up menu is often quicker. If you ever find a reference in this list to a program you no longer have, or a duplicate, you will need to rebuild your LaunchServices database. The easiest way to do that is the free program *OnyX*, under the Maintenance category, Rebuild tab, make sure only the checkbox for LaunchServices is checked and then click the Execute button on the bottom. Side effect is any changes you made to the default assignments will be reset, so you will have to change them again, say *Adobe Acrobat Pro* to open .pdf files instead of *Preview* and *Adobe Photoshop* to open

.jpg files. If you have a lot of PowerPC based older versions, which require Rosetta to run, then you may need to also rebuild the dyld’s shared cache. That is the Dynamic link editor’s cache, mostly used by Cocoa based programs that use Objective-C runtime fix ups. ↗

The easy way to learn about your Mac.

Four large-view Mac tutorials in QuickTime video format cover Operating System/Finder/Desktop basics, preferences and application basics, *Pages* word processor; and *Apple Mail*. You will learn how to:

- save documents in other formats
- change which application opens particular files
- add hyperlinks, photos, attachments to emails
- change file permissions
- search and find techniques
- and much more

Even if you’ve been using a Mac for a while, you’ll gain valuable tips. With a regular price of \$20.00, this special Apple user group member offer is \$15.00.

Learn more, and purchase at <http://www.machelpstech.com> This offer is valid through July 30, 2010



Ambrosia Software produces commercial-quality software with the convenience of being able to try out the software before you pay for it. *WireTap Studio* is their one-stop solution to record, edit, organize, and export your audio. *Snapz Pro X* is their venerable screen and full-motion video capture app for Mac. *Aquaria* is their undersea adventure game. Check them out at <http://www.ambrosiasw.com>

www.AmbrosiaSW.com/. Apple user group members save 25% off the regular price when you register any *Ambrosia* shareware title (iPhone and iPad games are excluded). Start the adventure:

This offer is valid through July 31, 2010.



FaCILISI.COM has templates exclusively for *iWork Pages* users. More than 1000 templates are available including brochures, flyers, postcards, posters, and more. It’s simple – you just add your own text and pictures to create amazing documents or professional-looking marketing materials. This exclusive user group special offer is \$7.99 for regularly \$9.99 priced packs, or \$15.99 for regularly \$19.99 priced packs. Templates are sold singly, so you can mix and match them your own way according to your need, or by the pack.

Learn more, and purchase at <http://www.facilisi.com> This offer is valid through July 31, 2010.

Wi-Fire is a range-extending USB device that enables you to connect to WiFi networks as far away as 1000 feet, three times the typical WiFi distance. Wi-Fire’s new v2.0 Mac software provides the look and feel of Airport. Reviewers love it... *MacObserver*: “A must-have accessory.”

User Group Offers continued on Page 5

May Meeting continued from Page 1

You can sort your tasks in many ways. These include: by priority in order of time (date due), by area of responsibility, (home, work, etc.) and by project. You can add "To Do's" under the project, which can be considered as the steps of a particular project. The someday area, is sort of a wish list of things you would like to do. We all have a wish list like that. You can also sync your tasks with *iCal* and/or *Mail*. Michael pointed out another interesting (and useful) feature, the Dock icon shows the number of tasks that are close to being due.

I am in the process of using, and learning this application, and I am finding new features as I go. "Things Mac" is definitely helping me to become more organized and productive. Michael demonstrated more features than I can cover in the article. He really did a great presentation, and showed how this application is valuable to anyone who has a busy life, and needs to get things (OK excuse the pun) done. So fire up your browser and to: <http://culturedcode.com/things/> and download the free 15 day demo. ↗

User Group Offers continued from Page 4

Macenstein: "We were pretty much blown away by its performance." *Engadget*: "Worth every penny!" Retailing at \$49.00,



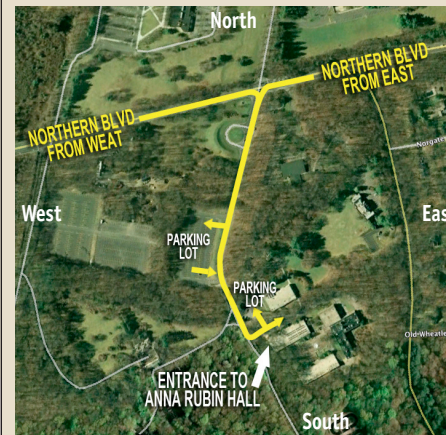
Get connected now: <http://www.lfield.com/buynow> This offer is valid through August 31, 2010.

Mach 3 Composites is introducing their new **Carbon Fiber** case for your MacBook. It features a new hard shell, light-weight, low profile, checkpoint friendly case. These cases are hand-made and designed to help protect your Apple laptop. All case exteriors have a high gloss finish with 100% carbon fiber, interiors are padded, and covered with a high-quality soft liner. They come in four sizes to best fit your needs. Retail prices range from \$151.99 to \$199.99, depending on your laptop size, but Apple user group discounted prices range from \$110.00 to \$146.00. Shipping will begin in early April. Give your

MacBook piece of mind: www.mach3composites.com This offer is valid through December 30, 2010.

Let MacVideoTraining.com help you learn how to use your Mac with their expert video tutorials that show you the how-to's of using *Mac OS X Snow Leopard*. Included are over 4.5 hours of training videos that cover everything from PC to Mac migration, a complete *Mac OS X Basics* section, and a guide to all of the common applications found on a Mac. A must-have for every new Mac user! For more information: <http://www.macvideotraining.com> This *Apple* user group member offer for *Quick Start Your Mac* is \$50.00, a great savings from the usual retail price of \$74.95.

send the completed order to sales@macvideotraining.com, or fax it to 888-615-9510. This offer is valid through April 30, 2011. ↗



General meeting time schedule:

Meetings are held at
The New York Institute of Technology,
Building 300 (Anna Rubin Hall),
Old Westbury, Long Island.
For more detailed information about this location go to limac.org

Meetings start promptly at 7:00 P.M.
Bradley's Q&A: 7:00 – 7:30 P.M.
MacBasics Q&A: 7:00 – 7:30 P.M.
Beginner Q&A meetings
Featured Presentation: 7:30 – 8:20 P.M.
followed by announcements and raffle drawings.

There will be no special interest group meeting in June or July

- ▶ In bad weather, call (516) 686-7789.
- ▶ The next LIMac board meeting will be at the Plainedge Library, (516) 735-4133, on Wednesday, June 12th, at 7:45 P.M. For more detailed information about this location go to limac.org

Renewal

Membership renewal for 2010 takes place from October onwards. A bonus discount was passed by the Board of Directors a few years ago: Bring in a new dues-paying member and get a **\$12** discount off your membership renewal. Bring in three new members and your renewal is free!


Bringing in a new member also includes getting a past member back into the group.

Make your **\$36** check out to LIMac and bring it to the next meeting, or mail to LIMac, Post Office Box 2048, Seaford NY 11783-0180



How to better visually enjoy the Forum: Your Editor prefers you to use *Adobe Reader 9* as long as your Mac meets the requirement of Mac OS 10.4.11 or newer. PostView 1.8 (\$22) works from Mac OS 10.2 all the way up to 10.5 for PowerPC and Intel based Macs.

**For a Year's membership
Send your \$36 check to:**



SPECIAL NOTICE

This edition is made for viewing on your computer screen. If you want to print this version I have now compensated for some printers that don't print too close to the edge, if however, you wish a more printer friendly edition without all the colors just email me at azygier@nyc.rr.com and I'll be happy to send you one. (Al Zygier)