

The Forum is published monthly by LIMac. All contents, except where noted, are copyright © 2010 by LIMac. Opinions expressed are the views of the authors and do not necessarily reflect those of LIMac. Contents may be reprinted for non-commercial use, with due acknowledgment to LIMac. The LIMac Forum is an independent publication and has not been authorized, sponsored or otherwise approved by Apple, Inc.

The LIMac
F



U



August 2010
www.limac.org

LIMac Inc.

P.O. Box 2048
Seaford, NY
11783-0180

President

Bill Medlow
archbill@optonline.net

Vice President

George Canellis
gwc11713@optonline.net

Treasurer

Donald Hennessy
aboutlimac@aol.com

Secretary

Bernie Flicker
twoflick@optonline.net

**The LIMac Forum:
Editor/Graphics**

Al Zygier
azygier@nyc.rr.com

Proofreader

Bradley Dichter

Board of Directors:

Geoff Broadhurst
George Canellis
Al Choy
Bradley Dichter
(Technical Director)
Bernie Flicker
Donald Hennessy
Richard Hickerson
Rick Matteson
(Program Coordinator)

Bill Medlow
Scott Randell
Brian Revere

LIMac was established in 1984, when the Mac was introduced. Annual dues for membership are \$36. (The first meeting is free.)

For information, contact any of the following:

Membership

Donald Hennessy
aboutlimac@aol.com

**Technical Adviser &
LIMac Web Master**

Bradley Dichter
bdichter@optonline.net

Program Coordinator

Rick Matteson
rgmlimac@optonline.net

Photoshop SIG

Brian Revere
brevere@optonline.net

MacBasic SIG

Geoff Broadhurst
gahoof@optonline.net

Multimedia SIG

Al Zygier
azygier@nyc.rr.com

Produced using:

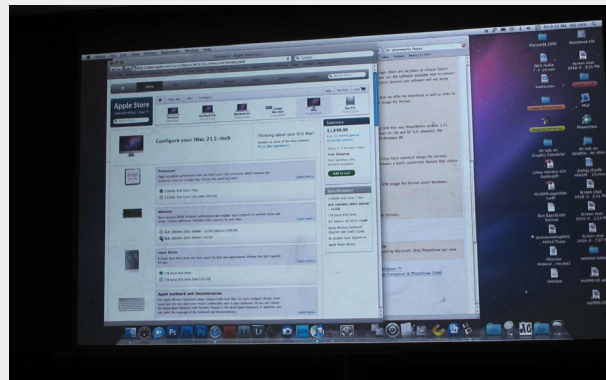
Adobe's InDesign CS3,
Photoshop CS3, Illustrator CS3.

Acrobat 8

Fonts are:

ITC's Officina Sans
and Galliard Pro, Impact
Kidprint

July Meeting *Scott Randell*



For our July meeting, our Tech Guru Bradley Dichter, gave us a detailed review of the Finder and we learned some techniques we didn't know, or had forgotten.

Bradley started out by reviewing the terminology of the Finder.

- The cursor which can be a pointer, an I-beam, or a hand.
- The Menu Bar which runs along the top of the screen, this includes pull down menus and menu items. The pull down menus can (if followed by an arrow) spread out into hierarchical menus. If the menu item is followed by an Ellipsis (3 dots ...) means a dialog box will follow. Modifier keys (command, option, shift, and control) can change what appears in your drop down menu. You should experiment with these.

Next Bradley discussed Finder Windows (see <http://support.apple.com/kb/HT2470>) which include the following:

- Title Bar (left to right) the buttons, proxy icon, and the Show and Hide Toolbar button (command-option-T). The proxy

July Meeting continued on Page 6

August Meeting *Rick Matteson*



Have you created "sensitive" documents or items that are "not for publication?" Do you have photographs you'd like to identify as yours and protect from being used without your permission? There are ways to foil the would-be "baddies" who'd like to rip you off. Some are very simple and available to Mac users at no cost. Some are a bit more complex, but don't cost a lot.

This month, LIMac members Brian Revere and Rick Matteson will demonstrate how to "Protect Your Intellectual Property." Using familiar applications, the duo will show you some easy ways to prevent documents from being copied, modified, or printed and how to watermark your photographs and graphics.

As usual, before the main presentation we'll have our two Q&A sessions (Bradley's and MacBasics). Following the main presentation we'll hold our raffle to finish off the evening's activities. (Note: there will not be any SIG sessions this month.)



Bradley's Tech Session



Bradley Dichter
Technical Advisor
bdichter@optonline.net

► **Browsing whatever web sites with images, I may right-click to open in another window. Does Safari save that information and does it take up a lot of disk space? So if I needed more space, I can delete the cached files, right?**

■ This is the normal browser cache. *Safari* stores the cache as a SQLite3 database file at ~/Library/Caches/com.apple.Safari/Cache.db but it also maintains a large set of images in the Webpage Previews folder at the same location. That folder's contents is likely to take up more space than then Cache.db file. The total for *Safari* is likely to be less than 1 GB but could be considerably more. Go to Safari's menu and select Empty Cache... to clear the database but it doesn't clear the Webpage Previews folder. You can limit this with the Safari Preferences - General - Remove history items: After one week or After one day. *Snow Leopard Cache Cleaner* or *Yasu* can remove lots of cache folder's contents but it doesn't do everything. There are other locations on your hard drive where caches are stored, but the most disk space is used in the home folder one. If you use Firefox, it has two, one regular one and one offline. Find them in ~/Library/Caches/Firefox/Profiles/ntlsja9j.default/Cache *Google Earth* also maintains quite a large cache folder too. Cached QuickTime downloads are also pretty big. There are also cached fonts. I use *FontNuke* to clear those out. *Cocktail* also has many options for clearing various caches and virtual memory

swap files which can be huge. Caching is the technique more and more being used to speed up various processes so getting rid of extra cache files is going to take more and more of your monthly maintenance time.

► **Does my scanner keep copies of everything I've scanned so I can print it again? I remember getting something on-screen that looked like a old scan. I don't know what I did to get that now.**

■ I'd have to say not as such. If you scan something directly into Photoshop via a TWAIN plug-in then it's only held in temporary RAM memory. It's up to you to save the image to your hard drive. If you did, then you can open the saved file and print it again. If you used the basic scanning application, then perhaps the program has saved each scan and if you can find the image, you should be able to open it and print it again. Some scanners involve a special program, where perhaps you can find your old scans. Like HP uses *Photosmart Studio* or Canon uses *Presto! PageManager*. There was a news item recently where office digital copiers have a hard drive that stores each scanned image which is normally immediately printed, but could be retrieved by the user. Problem is when the copier was thrown out or sent for repair, the hard drive in the copier still had all these images. People scanned sensitive documents and crooks getting a hold of these copiers could do a whole identity theft on you. As for the old scan, most scanner programs will retain the last preview image in the scanner window, which you can ignore

Bradley's Tech Session continued on Page 3

President's Message



Bill Medlow
President
archbill@optonline.net

I hope all of you are having a pleasant summer even though it has been very hot. I'm starting to see people relaxing with an iPad which is easy to hold. Never though I would be saying that the old iBook was clumsy. How times change.

Enjoy the warm weather as we will be shoveling snow before you know it.

Bill



as you most likely don't have the same original in the same position still in the scanner. It may be what you saw was the contents of your Pictures folder in your home folder where you saved your old scan.

► **Composing a new e-Mail in Apple's Mail, as I'm typing a name in the To: field, addresses appear that I've used before but some are no longer valid and get in the way of sending the e-mail. How do I get rid of them?**

■ In Mail, go to the Window menu and select Previous Recipients. Just do a find in the search field at the top-right or scroll down to find the obsolete entry and click the Remove From List button. If someone sends you a notification of a new e-mail address, you should get in the two-step habit of adding the new address to the address book and then removing the old one from this list of Previous Recipients.

► **I have a old EPSON Stylus Photo 1280 and I'm running Mac OS X 10.6 Snow Leopard and I keep getting this Automatic Update and I don't want to loose the printer.**

■ The Automatic Update is from Apple. Epson doesn't offer automatic updates in the first place and secondly they don't offer a printer driver for your model that works in Mac OS 10.6. You can only print to it because Apple has developed a multi-purpose driver pack for a wide range of Epson printers. In fact when Snow Leopard first came out, the SP1280 was not supported by Apple either. The latest update from Apple is version 8.23 driver as part of the *EPSON Printer Drivers 2.4* release. The initial release in May, supporting your printer, was the

2.3.1 package from Apple with a version 8.17 driver. If automatic updates make you nervous, go to *System Preferences* - Software Update and uncheck the Check for updates option. If you leave automatic check for updates on or whether you check manually, when *Software Update* runs and you click the button to show details so you get a dialog box where you can select which updates to install, you can select the Epson driver update and then direct your attention from the dialog box to the menu bar, and select from the Update menu, Ignore Update or hit the delete key on your keyboard.

► **I bought Snow Leopard upgrade a while ago but haven't installed in yet. I want to install it fresh, rather than deal with the glut of all my old software. What is the best way to reinstall 3rd party software? I use SuperDuper! to backup.**

■ First repair permissions on the Mac with *Disk Utility*, make sure you have a up-to-date copy (v2.6.2) of *SuperDuper!* (you don't want to be stuck in S.L. and not be able to restore your hard drive) and backup in case things go very wrong and then run the S.L. installer, click the options button to switch from a upgrade to a Archive and Install option. This will set aside your previous Library folder so most of your applications won't run. I would then just go down the list of your Applications folder and re-install alphabetically any of the non-Apple programs and run any updaters. If you suspect you don't have the latest installer, then check versiontracker.com or run the *CNET Techtracker* free application http://www.cnet.com/3458-19874_1-0.html that will scan the Mac for you. You could also check out <http://snowleopard.wikidot.com/> and <http://>

Bradley's Tech Session continued on Page 4

User Group Offers



George Canellis
User Group Ambassador &
Vice President

10% Discount on IPEVO Point 2 View USB Doc Cam. The Point 2 View's versatility starts with its multi-jointed stand and weighted base. Three points of articulation mean that you can position the camera at most any height and angle. And the camera's ergonomic grip, as well as a universal monitor clip, give you even more view options.

- Great tool to demo your iPhone or iPad
- Plug-and-play for your Mac, no driver required.

- 2.0 Megapixel CMOS sensor
- Full auto-focus with up to 1.5 \times macro
- Compact, versatile and portable

The Point 2 View retail price is \$69.00; this special Apple user group member price is only \$62.10. Discount Code: [REDACTED] and tell at: <http://www.ipevo.com> This offer is valid through September 30, 2010.

Wi-Fire is a range-extending USB device that enables you to connect to Wi-Fi networks as far away as 1000 feet, three times the typical Wi-Fi distance. Wi-Fire's new v2.0 Mac software provides the look and feel of Airport. Reviewers love it... MacObserver: "A must-have accessory." Macenstein: "We were pretty much blown away by its performance." Engadget: "Worth every penny!" Retailing at \$49.00, this special Apple user group member price is \$39.20. Coupon code: [REDACTED] Get

connected now: <http://www.hfield.com/buynow> This offer is valid through August 31, 2010.

The Hollywood Edge has been the library division of audio post pioneers Soundelux and Todd A/O for the past 20 years. T.H.E. offers over 60 collections of the highest quality, cutting edge and realistic sound effects available. These award-winning sound effects are perfect for radio, TV, film, gaming, educational and web applications, and are embedded with Soundminer metadata and available on CD/DVD, hard drive and on-line delivery. General categories include Hollywood Edge Premiere Editions, Edge Editions, Animal, Background, Cartoon, Historical, Sound Design Tool Kits & Production Elements, Ambience, Science Fiction, Game Effects, Foley Effects, Evil and Eerie Editions. Ranging in price from \$49.95 to \$9,495.00, this special Apple user group provides 50% off specific sound effect collections, including items already discounted. To view these effects, click on "MUG Sounds" under the Categories list. Hear the difference at: <http://www.hollywoodedge.com/MUG50-C10384.aspx> Discount Code: [REDACTED] This offer is valid through September 30, 2010.

Mach 3 Composites is introducing their new Carbon Fiber case for your MacBook. It features a new hard shell, light-weight, low profile, checkpoint friendly case. These cases are hand-

User Group Offers continued on Page 4

www.macintouch.com/specialreports/snow-leopard/slcompat.html#d02aug2009-2115 for user reports of what works with Snow Leopard. Hopefully there will be drivers for your scanner and printer and you can afford any upgrades to newer generations of software that work with Snow Leopard. Apple discontinued the AppleTalk protocol which messed up use of many old network printers and Postscript RIPs.

I have a Western Digital 2 TB external FireWire drive and it keeps shutting down and I have to disconnect the cable and reconnect it. Do I have to just deal with that or is there something I can do? I have it connected through a hub and other drives on the hub seem OK.

■ The current models with 2 TB would be the My Book Studio with the little display and the Studio Edition II with two drives in there. There was a firmware update in May that may help. http://www.wdc.com/wdproducts/wdsmartwareupdate/Step1.asp?id=wdfMB_Studio&os=mac. If you installed their SmartWare and you aren't in fact using it, I would suggest removing it. If you have the RAID equipped (and eSATA equipped) My Book Studio Edition II, you should checkout this page for a firmware update as well as the new WD_TURBO driver update. <http://support.wdc.com/product/download.asp?groupid=114&sid=108&lang=en>. I've read (http://macperformanceguide.com/Reviews-eSATA-MBPCore_i7-FW800.html) that there is a bug in Apple's FireWire 800 driver that causes a major slowdown with volumes greater than 1 TB. Perhaps partitioning a large drive (into two halves) like this may

avoid that. In general, hard drives spontaneously disconnecting can be caused by faulty power adapters or loose power connections, or by loose or damaged or poor quality to begin with FireWire cables. If you have a battery backup for your computer and you have a power glitch, the computer will stay on, but if your FireWire drive is also not battery backed up, it will power down and disconnect. It's also possible that you are daisy chaining FireWire drives which causes noise on the FireWire bus. If so you should consider using a FireWire hub and not chain the drives. If you are using FireWire 800, there are fewer choices than FireWire 400 hubs. Belkin makes the F5U624ukAPL 2 port hub. PCCables.com has a 6 port hub for \$129 <http://www.pccables.com/70928.htm>. Since you say you do have it connected through a hub, that could be the problem. Could be a bad port or a bad power adapter for the hub. Try the drive directly connected to the Mac. If you have a Mac Pro or a later model Power Mac G5 with PCI express slots, you can add three FireWire 800 ports with a Sonnet Technologies Allegro FW800-E card. This avoids the bottleneck of all the FireWire 800 devices sharing the one real port in the Mac. If the external drives also have eSATA connections, I would suggest instead getting a eSATA card and going that route instead of FireWire 800. It's possible also that the FireWire port in your computer is getting flaky. Try unplugging everything including the power cable from the Mac, which will reset the FireWire system. You may have to reset the computer's PRAM and NVRAM. See <http://support.apple.com/kb/HT1379>. If you suspect the FireWire cables to be dam-

Bradley's Tech Session continued on Page 5

made and designed to help protect your Apple laptop. All case exteriors have a high gloss finish with 100% carbon fiber, interiors are padded, and covered with a high-quality soft liner. They come in four sizes to best fit your needs. Retail prices range from \$151.99 to \$199.99, depending on your laptop size, but Apple user group discounted prices range from \$110.00 to \$146.00. Shipping will begin in early April. Give your MacBook piece of mind: www.mach3composites.com. Discount code: mugcase This offer is valid through December 30, 2010.

Let MacVideoTraining.com help you learn how to use your Mac with their expert video tutorials that show you the how-to's of using Mac OS X Snow Leopard. Included are over 4.5 hours of training videos that cover everything from PC to Mac migration, a complete Mac OS X Basics section, and a guide to all of the common applications found on a Mac. A must-have for every new Mac user! For more information: <http://www.macvideotraining.com>. This Apple user group member offer for Quick Start Your Mac is \$50.00, a great savings from the usual retail price of \$74.95. Download the PDF order form from [redacted] then send the completed order to sales@macvideotraining.com, or fax it to 888-615-9510. This offer is valid through April 30, 2011.

PowerMax.com, the engine behind The Apple MUG Store, is pleased to announce a new process for Apple user group mem-

bers. Instead of going to www.applemugstore.com to view a limited selection of items, members can now go directly to www.powermax.com to peruse and purchase (rewrap) almost 50,000 products. By identifying the user group you belong to (either on an online order or over the phone), PowerMax will continue to accumulate points for your user group to use. As a special bonus, for one month only, starting February 20, 2009, those points will double to 2% of the total purchase. So if a user group member buys a \$2,000 computer, \$40 will be added to your user group's account, good toward anything PowerMax sells. In addition to great deals, free UPS shipping is offered on any order over \$50! Be sure to take advantage of this win/win deal: <http://PowerMax.com>

Freeway gives you all the legendary ease-of-use and features that launched the desktop publishing revolution. You can quickly and effortlessly lay out your website, embed images and content, then publish your work as standards-compliant HTML. Upload to your server, MobileMe or to a folder. You supply the creativity, Freeway handles the code. LIMac members can buy Freeway Pro, regularly \$249 for \$186.75, and Freeway Express for \$59.25, a 25% discount. Build your website now. <http://www.softpress.com/store> Promo code: [redacted]

RadTech manufactures and distributes an array of best-in-class accessory solutions for Apple computers, iPhone, iPod and Cinema Displays, all designed

User Group Offers continued on Page 5

aged or of poor quality, the best are made by Granite Digital. See <http://www.granitedigital.com/firewireproducts.aspx>. Finally there could be the ever popular issue with drives like these. They are not formatted for use with Macs. They come as FAT-32 for Windows users. The Mac can basically read and write to them with some limitations. Did you repartition and format the drive with Disk Utility when you got it? If you forgot, you can check by clicking on the drive, not the indented volume in Disk Utility and look at the bottom of the window for **Partition Map Scheme**: GUID Partition Table assuming you have an Intel based Mac or Apple Partition Table if you have a PowerPC based older Mac. Then click on the indented volume and look for **Format**: Mac OS Extended (Journaled) at the bottom of the window. As part of your troubleshooting, try the drive on another Mac. If it behaves there, then the drive is OK, and it's your Mac's hardware or software. Speaking of software, try turning off the option in the Energy Saver System Preference for "Put the hard disk(s) to sleep when possible. I've had a fair percentage of external hard drives' fail that part of the FireWire/USB bridge board that does the FireWire, but the drive works OK via USB. Try that and see if it behaves. Sure it will be slower, but if it's stable that way, get the drive repaired or it's under warranty. If it's not, then move the drive into another enclosure. I'd go OWC Mercury Elite-AL Pro. If you'd like to avoid the big drive slowdown, and want redundancy, get another drive like it and put them both in the hardware mirrored drive Guardian MAXimus enclosure. \$130

► **I've got spinning beach balls all the time. I've got 15% free disk space on the internal drive, plus a external drive for backup.**

■ Spinning beach ball cursors usually means you have run out of RAM not hard drive space but you are getting close. It could be directory damage, so do a verify disk in *Disk Utility*. If it finds something wrong, you'll have to boot of a System Install DVD and run *Disk Utility* there to fix it. If it can't you'll need to step up to *TechTool Pro*. The problem could be corrupted files, but these should be easier to pin down as they generally apply to one program or another. I've seen bad fonts or duplicates mess up a whole computer as they are loaded all the time, so use *Font Book* to resolve any duplicates and verify what's left. It's possible the external drive is causing the problem, so shut down, disconnect it and see if that makes a difference. This could be incompatible software running, try creating a test user, log out as your usual account and log in as the test user to see if the problem is system-wide or limited to some software loaded just for this account. If given a choice, I always install software for just the current user so that the test user is relatively clean. Sometimes this is just messed up permissions, so while you are in *Disk Utility* checking for directory damage, also run a Repair Disk Permissions. You may want to leave *Activity Monitor* running to see what is using up your CPU clock cycles. Checking with *Terminal* your various system logs may point you to a process that is causing the problem. You may have to do a archive and install of the system to straighten this out. ↗

to keep you connected and protected in style. Experience the RadTech difference through their unique product line and legendary customer support. LIMac members get 20% off all products. Start saving now: <http://www.radtech.us> Discount Code: [REDACTED]

Eltima Software is a global software development company, specializing in Flash software development for Mac users. All flashers will see the true value of Flash Decompiler Trillix for Mac, Flash Optimizer for Mac and SWF & FLV Player for Mac. With these products, managing Flash files is easy: decompile, compress or just play them back! Regular prices for Eltima's Flash software range from \$19.95-\$99.95. Using the coupon code gives LIMac members 20% off. <http://mac.eltima.com/> Coupon code: [REDACTED]

Join the Peachpit Club. You can save 25% on all Peachpit books by becoming a Peachpit Club Member. Membership is free and easy. All you have to do is answer a few questions in Peachpit's online survey, which you can access from any book page. After you fill out the survey, you'll save 25% on top of the user group savings you receive by entering the coupon code at checkout. (You cannot use this discount in conjunction with any other coupon codes.) Coupon Code: [REDACTED] (case-sensitive) <http://www.peachpit.com>

Prosoft is dedicated to creating professional quality software designed to be

easily used by both novice and expert users. Prosoft adopts the role of being data advocates, fighting to preserve data and prevent data loss. Prosoft offers a 25% discount to all MUGs using the special MUG discount code. Their products include: Drive Genius - Maintain, Manage and Optimize Your Hard Drive; Picture Rescue - Digital Picture Recovery; Data Backup - Backup Made Easy; Data Rescue - Emergency File Recovery; and TuneTech for iPod - Maintain, Manage and Optimize your iPod. <http://www.prosofteng.com>

O'Reilly Publishing is offering new and better discounts. LIMac members can get a discount of 35% off all books and PDFs from O'Reilly, No Starch, Paraglyph, PC Publishing, Pragmatic Bookshelf, SitePoint or Syngress books that are purchased directly from O'Reilly by phone or online. Add in free shipping for orders over \$29.95 and the offer gets even better. Order from the O'Reilly Store online <http://www.oreilly.com/store/> or by phone at 1-800-998-9938. Online Code: [REDACTED]

Adam and Tonya Engst of TidBITS are continuing their sixteen years of supporting user groups with a special 10% discount for all orders in their new Take Control electronic book series. Take Control ebooks provide highly practical, tightly focused, inexpensive help from leading Macintosh authors. Titles are delivered in PDF layout with active links, and are optimized for viewing

icon can be used to move or copy its associated file or folder.

- The Toolbar which includes: Back/Forward arrows, 4 views, Quick Look and Actions buttons, and search field.
- The Sidebar which includes: Devices, Shared, Places, and Searches. Hiding the Toolbar also hides the Sidebar. A window behaves differently without the Toolbar and Sidebar. You can drag frequently used items to either (or both), the Toolbar and Sidebar, which will make them quickly accessible.
- You can use the search field to locate a file or folder in a particular volume or folder. The Path Bar at the bottom of the window, will show you exactly where your item is located. You can choose to regularly show or hide the path bar using the View Menu.



After detailed demonstrations of the above, Bradley proceeded to explain, and demonstrate how to change, and modify views.

- Changing views can be done by clicking the icons in the task bar or using the following keyboard commands: icon view - Command-1, list view - Command-2, Column view - Command-3, and Quick Look - Command-4.
- You can modify views by using the View Options (Command-J) to hide or show more columns, calculate sizes of all files (doing this permanently is not recommended because it can slow things down), show label, and icon previews.
- If you right or control click, you can color label your files or folders. ↗

and printing. The user group code to take advantage of this generous offer is [REDACTED] <http://www.takecontrolbooks.com>

Do you own or work in a Mac-based small business that has grown out of it's computerized checkbook? Have you grown tired of creating invoices using InDesign or Word? If you think you are ready to move beyond your shoebox, MYOB has the right tool for you at a great MUG discount. MYOB, Inc., the leader in Mac small business management, has just released MYOB FirstEdge, a new Mac only product that will help you run your business quickly and easily. MUG members get \$25 off the regular price of \$99 on First Edge or \$100 off AccountEdge. <http://www.myob.com/us/>

Actoris Software's Xpress Schedule is THE Macintosh tool for preparing employee work schedules. Create better schedules in less time, print schedules and even send them to your staff by email or text message. Food Cost Manager is a complete back office solution for food service businesses. Manage your inventory, calculate recipe and menu costs, and prepare nutritional information for your customers. Xpress Schedule, regularly \$99, is available for a special Apple User Group price of \$74, and Food Cost Manager, regularly \$249 is available at \$185, that's a 25% discount. [REDACTED]

[REDACTED] email your order to sales@actorissoftware.com

Mushkin Perfect Match products for Apple are specifically designed for Mac users. They have been creating enhanced memory for more than a decade, and believe in providing the highest quality products at the best value. Mushkin PerfectMatch upgrades are the smart choice. They carefully select components and program each module to match the manufacturer-installed memory and provide guaranteed compatibility. A user group web store is now available with the same pricing given to resellers (discounts of 20-40%) insuring the best possible price for all Mushkin Mac products. Visit Mushkin's special User Group Store. [REDACTED]

Mac|Life is THE mac magazine that changes all the rules. Mac|Life recognizes Apple's dynamic role in work, play and life and will appeal to core Apple users. With fresh insight, in-depth how-tos, stunning design and exclusive information, Mac|Life helps users realize their full potential. Mac|Life is the ultimate magazine about all things Apple. Mac|Life is offering a one-time Apple User Group member charter subscription rate of \$14.95 for 12 issues, a savings of 40% off the basic subscription price. Subscribe today: <http://www.maclife.com/mugsub> ↗

Sore Eyes *Helen and Sheldon Gross*



Yes! We Bought the New iPad

Two weeks ago our new iPad arrived. We ordered it from Apple on-line because the various Apple Stores did not yet have them in stock. Of course we ordered the best version with 3G capability and maximum amount of memory, almost doubling the cost, but that was a matter of choice.

Helen and Sheldon Gross
shel9@bellatlantic.net

Note: *Sore Eyes site referrals are for your information only. Neither the Grosses nor LIMac endorse any of the sites or their products.*

Let me say at the start, that if we had never had a Mac computer it would be easier to learn how to use the iPad. Since we are familiar with Macs, trying something new is a routine matter for us. We always want to know where things are stored.

Ok. We can read e-books. We can download books to read. We can write and send email. We can play music. We even downloaded some games. We are having fun. All worked pretty well in our home in NYC. We only made 4 phone calls to AppleCare and 2 visits to the Apple Store for HELP. Then!!!!

We took the iPad to our home in the Berkshires. There we ran into serious trouble. Let me note that the only cell phone reception we can get there is

through Verizon, so we do not have an iPhone. Thus every time a techie said "Oh that's easy. It's just like the iPhone" we couldn't understand. But we do have DSL from the independent local telephone company and a LAN using wireless technology and an Airport Extreme that works the same as the one in the city, so we expected that the problems would not be insurmountable.

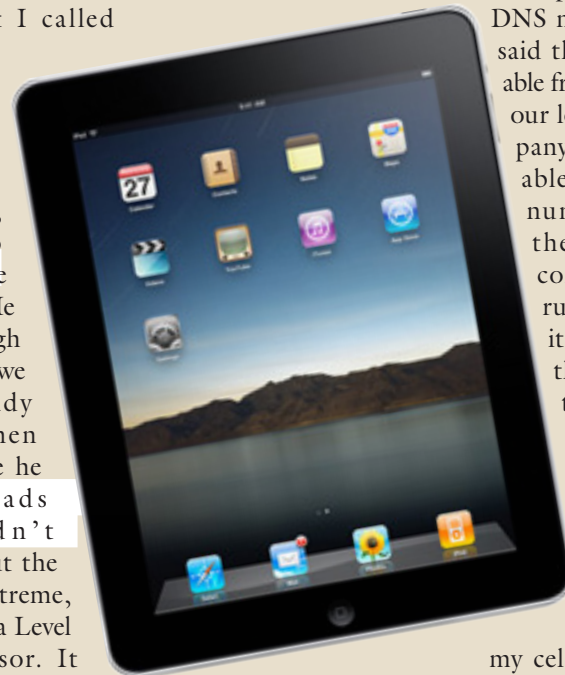
We were able to get the local techs and the Apple gurus to help us. BUT! Even after the numbers were all in place and the instructions carefully followed, the browser refused to behave properly. After unbelievable hours with the telephone company techs, the blame and problem was, we were told, caused by Apple. And Apple seemed to agree. They, in the person of a level 2 and a level 3 tech, felt pretty sure that there was a hardware problem somewhere. "Just bring it into the Apple Store and we will surely be able to set you straight."

Of course we're only weekenders in the Berkshires. The Apple Store is back in NYC. When we got home the problem disappeared. We went to the Apple Store anyway and described the problem. By this time we had determined that we could get email, so we were reaching the network, but were completely unable to go anywhere with the browser on the net. They were very helpful and actually replaced the hardware completely with a new iPad. It worked like a charm and when they transferred all the additional apps etc.

onto the new iPad we should be "all set". They told us exactly what to do and we spent the rest of the week learning all sorts of new things that all seemed to work fine. At the end of the week, our Personal Tech Superior, our son Steve, who does have several iPhones and is truly a technical computer whiz arrived for a visit. He approved the iPad. He told us it was wonderful, just like an iPhone, and gave his OK.

This weekend when we arrived in our Berkshires hideaway, we started up the iPad. It picked up our email and would not go anywhere with the browser. At this point I called

A p p l e
a g a i n .
A v e r y
p o l i t e
T e c h ,
L e v e l 1,
s e e m e d
t o
d o u b t
a l l
w e
t o l d
h i m .
H e
w e n t
t h r o u g h
e v e r y t h i n g
w e
h a d
a l r e a d y
t r i e d .
W h e n
h e
t o l d
m e
h e
k n e w
i P a d s
b u t
d i d n ' t
k n o w
a b o u t
t h e
A i r p o r t
E x t r e m e ,
I
a s k e d
f o r
a
L e v e l
2
S u p e r v i s o r .
I t
t o o k
q u i t e
a
w h i l e
t o
c o n v i n c e
h i m ,
b u t
w e
w e r e
i n s i s t e n t
a n d
e v e n t u a l l y
h e
c a v e d
i n .

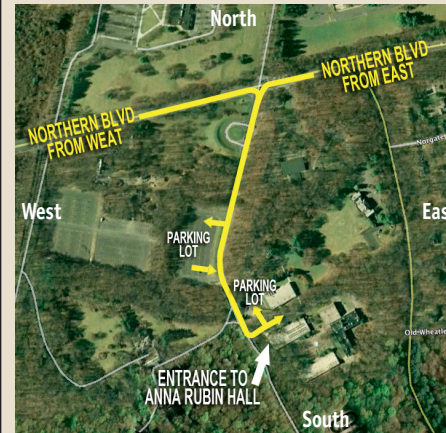


The Supervisor, also very polite, told us that our Airport Extreme was too old and we probably needed a new one, but after all it works with two other computers. Eventually he transferred us to an Airport Expert Level 3 Tech. This man repeated all the ideas of the two techs before him, but did finally reach the idea that there was still a problem and transferred us to the highest level we've ever talked to. Verne, from California recognized the problem. If we could get email the network was being reached but was not sending the correct DNS address to the airport. He gave us new DNS numbers to try. He said that they were available from Google and that our local telephone company should have been able to give us these numbers. Of course the local telephone company is in bankruptcy proceedings so it's not so surprising that they are not up to date. And besides, non-Mac people don't really know anything about Macs. At any rate 4 hours on the phone worked even though my cell phone ran out of battery time, as did the cordless phone in the kitchen. Now everything works. We're still having fun. ↗

On August 13, 2010, LIMac will AUCTION its

Sept 2003 top of the line 15.2" PowerBook G4 (aluminum) FireWire 800

- 1.25 GHz PowerPC processor
- 1 GB RAM, could be upgraded to 2 GB, using PC2700 DDR SO-DIMMs, \$100 cost for two 1 GB modules
- CardBus connected PC Card slot (AKA PCMCIA) (supporting type I and II cards)
- Could use \$70 FirmTek SeriTek 1SM2 eSATA card to add a pair of I-Type eSATA ports or wireless broadband card or \$50 802.11n WiFi card or for \$25 add two more USB 2.0 ports
- Active matrix TFT anti-glare 15.2" measured diagonally LCD screen
- 1280 x 854 resolution: In good condition with even backlighting and no bad pixels
- Uses a ATI Radeon 9600 GPU with 64 MB of dedicated VRAM
- Video output by DVI or S-Video with DVI to VGA adapter and S-Video to composite video adapter included
- Internal hard drive is ATA-100 connected 80 GB 4200 rpm hard drive, tested in good condition. FYI, could be upgraded to 320 GB 5400 rpm drive for \$115
- Optical drive is slot load in front SuperDrive 24x/16x/4x/8x/2x/1x CD-RW/DVD-RW
- Comes with two USB 2.0 slots one on each side of the computer
- 1 FireWire 400 port (on the right)
- 1 FireWire 800 port (on the right)
- Audio out via 16 bit stereo 1/8" phone jack
- Audio in via 16 bit stereo 1/8" phone jack
- Built-in monophonic microphone
- Stereo speakers
- Illuminated silver key keyboard
- Includes K56flex internal modem for dial-up networking and faxing
- Built-in gigabit twisted pair Ethernet networking
- Airport Extreme 802.11g WiFi wireless networking
- Bluetooth short range wireless interface for wireless mouse or keyboard or headsets
- Original Apple 65Watt AC power adapter
- Apple battery is not original and holds a charge well (we generally never use it, so I can't say for sure how long it will last)
- Unit measures 1.1" thick, 13.7 inches wide and 9.5" deep
- Weight is 5.6 pounds.
- Machine came with Mac OS 10.2.8 originally
- Currently running Mac OS 10.5.8
- If downgraded to Mac OS 10.4.11, can run Classic applications (Mac OS 9.2.2)
- This machine was sold for \$2599 with 512MB of memory.
- Currently has Apple iLife '09, Apple iWork '09, Adobe Photoshop CS4, Illustrator CS4, InDesign CS4, Acrobat Pro 9, Microsoft Office 2008
- The leather Port brand carry case with padded shoulder strap has best protection air sac protection on the bottom and sides.



General meeting time schedule:

Meetings are held at

The New York Institute of Technology,
Building 300 (Anna Rubin Hall),
Old Westbury, Long Island.

For more detailed information about this location go to limac.org

Meetings start promptly at **7:00 P.M.**

Bradley's Q&A: 7:00 – 7:30 P.M.

MacBasics Q&A: 7:00 – 7:30 P.M.

Beginner Q&A meetings

Featured Presentation: 7:30 – 8:20 P.M.

followed by announcements and raffle drawings.

There will be no special interest group meeting in August

▶ In bad weather, call (516) 686-7789.

▶ The next LIMac board meeting will be at the Plainedge Library, (516) 735-4133, on Wednesday, August 18th, at 7:45 P.M. For more detailed information about this location go to limac.org

Renewal

Membership renewal for 2011 takes place from October onwards. A bonus discount was passed by the Board of Directors a few years ago: Bring in a new dues-paying member and get a **\$12** discount off your membership renewal. Bring in three new members and your renewal is free!

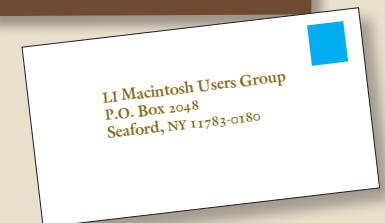
Bringing in a new member also includes getting a past member back into the group.

Make your **\$36** check out to LIMac and bring it to the next meeting, or mail to LIMac, Post Office Box 2048, Seaforth NY 11783-0180



How to better visually enjoy the Forum: Your Editor prefers you to use [Adobe Reader 9](http://adobe.com) as long as your Mac meets the requirement of Mac OS 10.4.11 or newer. PostView 1.8 (\$22) works from Mac OS 10.2 all the way up to 10.5 for PowerPC and Intel based Macs.

**For a Year's membership
Send your \$36 check to:**



SPECIAL NOTICE

This edition is made for viewing on your computer screen. If you want to print this version I have now compensated for some printers that don't print too close to the edge, if however, you wish a more printer friendly edition without all the colors just email me at azygier@nyc.rr.com and I'll be happy to send you one. (Al Zygier)